

Coalesse Surface Materials Reference Guide August 2019

Note: Actual colors will vary due to printing process.

Availability

Electronic price list updated with release 190.C (U.S.) and 151.C (Canada), dated August 19, 2019.

Transitional products in this specification guide are **maintained for existing customers only** and are likely to be phased out over time. These products are indicated with a **†**. Products that are scheduled to be culled are indicated with an **✖**, followed by the last order entry date.

► For a list of all trademarks, refer to the last page of this specification guide.
© 2019 Steelcase Inc.



For Canadian Pricing

Canadian factor can be found at steelcase.com/CADpricing.

Calculate in the following order to avoid rounding errors:

- Multiply the base price and each option by the Canadian factor.
- Round each to the nearest dollar.
- Add base and options for total list price.

Coalesse Surface Materials Reference Guide

| | |
|--|----|
| Upholstery | 2 |
| Customer's Own Material | 4 |
| Flammability Information | 6 |
| Fabric Matrix | 8 |
| Upholstery Palette | 10 |
| Leather/Faux | 22 |
| Cut Yardage Net Price List | 26 |
| Leather and Faux Leather Matrix | 28 |
| Leather Palette | 30 |
| Faux Leather Palette | 33 |
| Wood | 38 |
| Hardwood Matrix | 42 |
| Hardwood Stains Palette | 44 |
| Veneer Matrix | 46 |
| Veneer Palette | 47 |
| Laminate | 52 |
| High-Pressure Laminate Matrix | 54 |
| High-Pressure Laminate Palette | 57 |
| Laminate Edge Band Matrix | 60 |
| Recommended Worksurface 3 mm Edge Finishes | 62 |
| Glass | 64 |
| Glass Matrix | 65 |
| Glass Palette | 66 |
| Metal/Paints | 67 |
| Metal/Paints Matrix | 68 |
| Metal/Paints Palette | 72 |
| Emu Advanced Collection Paint Matrix | 76 |
| Emu Paint Palette | 77 |
| Miscellaneous | 78 |
| Arzu Rug Collection Matrix and Wool Colors Palette | 80 |
| Arzu Rug Collection Patterns, Colorways, and Wool Colors | 81 |
| Enea and Enea Lottus Plastic Matrix | 82 |
| Plastic and Miscellaneous Palette | 83 |
| Denizen, Exponents, Potrero415, Potrero415 Light, Sistema, and SW_1 Exclusives | 86 |
| Care and Maintenance | 88 |

Upholstery Coalesse

Upholstery

All Coalesse textiles are priced by grades. Some Coalesse fabrics can be treated for flame retardancy; contact Customer Service. All Coalesse products are handcrafted, making each unique. Certain fabrics and leathers will appear loose and may differ from like products due to comfort wrinkles when upholstered.

A contrasting welt is available on some products. Consult Customer Service for yardage or square feet requirements and prices. All stripes will be applied vertically unless customer specifies otherwise. Loose cushions on Coalesse products are not fully upholstered (not reversible).

Designtex, Maharam, Steelcase, and select Luna fabrics are graded in our pricing. Simply order Coalesse products with Designtex, Maharam, Steelcase, and select Luna fabrics are graded in on Coalesse products; however, Coalesse does not stock fabrics and can only respond based on Designtex, Maharam, Steelcase, and select Luna fabrics lead times. For current grades, refer to Coalesse website: www.Coalesse.com.

Special Fabric Applications*

Backing*

- Backing information is found on each product page in the Coalesse Specification Guides. Select this option when ordering your product to have backing applied. Price varies by product according to yardage it requires.

*Prices subject to change without notice and an additional two week lead time will apply for 54" wide fabrics. Wider fabrics will require four week additional lead time. *Check fabric database to determine if backing is required at www.Coalesse.com.

Coalesse Upholstery

Coalesse fabrics are priced by grades from 6 through 14 and leathers C and E. Fabrics and leathers may be purchased separately as cut yardage, see page 26. All products are handcrafted, making each unique. Certain fabrics and leathers will appear loose and may differ from like products due to wrinkles when upholstered. A contrasting welt is available on some products. Consult Customer Service for yardage or square feet requirements for pricing.

All stripes will be applied vertically unless customer specifies otherwise. Loose cushions on Coalesse products are not fully upholstered (not reversible). Any graded-in or COM textile should be reviewed with supplier to verify availability. In some cases a textile supplier may require minimums that exceed your furniture order requirements. In these situations, you will be contacted with an option to select a different textile or continue with your original textile selection as a COM-DTP. If you choose to continue with your textile selection as COM-DTP to allow you to order the minimum required, please ship only the textile needed to Coalesse for your furniture order.

Emu Upholstery

Applies to: Emu Advanced Collection and Outdura Collection

Grade 6

- 5G30 Natural White
- 5G31 Kona
- 5G32 Sandstone
- 5G33 Cadet Grey
- 5G34 Stone
- 5G35 China Red
- 5G36 Cardinal Red
- 5G37 Solid Aquamarine
- 5G38 Canary
- 5G39 Pesto
- 5G41 Island Blue

Applies to: Emu Terramare and Emu Decorative Fabrics

Grade 6

- DE01 White
- DE02 Brown
- DE03 Dark Grey
- DE04 Light Grey
- DE05 Hibiscus
- DE06 Turquoise
- DE07 Pinstripe

Applies to: Emu-Tex

Grade 6

- 5G94 Light Grey
- 5G95 Grey/Black
- 5G96 Sand
- 5G97 Rust

SW_1 Knit

Applies to: SW_1 Collection

- 5KG0 Sand
- 5KG1 Silver
- 5KG3 Black
- 5KG4 Ivory
- 5KG5 Coal
- 5KG6 Fire
- 5KG9 Pewter
- 5KH0 Ice
- 5KH1 Currant
- 5KH2 Ocean
- 5KH3 Silver Grey
- 5KH4 Olive
- 5KH5 Blue Ink
- 5KH6 Blue Bird
- 5KH7 Blush
- 5KH8 Goldenrod
- 5KH9 Leaf

Lagunitas Knit

Applies to: Lagunitas Focus nook and lounge system

Grade 1

- 5K50 Sand
- 5K51 Silver
- 5K52 Pewter
- 5K54 Black
- 5K58 Ivory
- 5K59 Coal
- 5K70 Silver Grey

Grade 2

- 5K55 Fire
- 5K60 Ice
- 5K61 Ocean
- 5K63 Leaf
- 5K67 Currant
- 5K71 Olive
- 5K72 Blue Ink
- 5K73 Blue Bird
- 5K74 Blush
- 5K75 Goldenrod

Hexa Upholstery

Applies to: Hosu

Grade 10

- CL50 Dark Grey
- CL51 Light Grey
- CL52 Blue
- CL53 Green
- CL54 Red
- CL55 Yellow

Fusion Upholstery

Applies to: Hosu lounge, Massaud work lounge, and Lagunitas personal table

Grade 11

- CL60 Caviar
- CL61 Portobello
- CL62 Graphite
- CL63 Java
- CL64 Steam*

* Not available on Hosu

Upholstery Steelcase

Steelcase Upholstery

Coalesse offers a select palette of Steelcase fabrics as standard. This provides the convenience of an integrated finish offering and ease of specification. See the Steelcase Standard Fabric Matrix for availability by product line.

Grade 6

Cogent: Connect

- 5S15 Coconut
- 5S16 Turmeric/Honey
- 5S17 Tangerine
- 5S18 Scarlet
- 5S19 Concord
- 5S20 Maya Blue **✕10/19**
- 5S21 Blue Jay
- 5S23 Wasabi
- 5S24 Nickel
- 5S25 Graphite
- 5S26 Licorice
- 5S27 Malt
- 5S28 Root Beer
- 5S93 Blueprint
- 5S94 Lizard/Jungle
- 5S95 Sailor
- 5S96 Quicksilver
- 5S97 Nugget **✕10/19**
- 5S98 Canary
- 5S99 Lipstick/Merlot
- 5SD0 Royal Blue
- 5SD1 Aubergine
- 5SD2 Peacock
- 5SD3 Lagoon
- 5SD4 Saffron

Jacks

- 5B61 Taupe
- 5B62 Camel
- 5B64 Pewter
- 5B70 Midnight

Link

- 5A20 Burgundy
- 5A23 Green
- 5A24 Blue
- 5A25 Navy
- 5A26 Purple
- 5A27 Black
- 5A28 Ocean
- 5A30 Chamois

Nitelights

- 5F58 Hazelnut
- 5F61 Earth
- 5F62 Shore
- 5F63 Moss
- 5F65 Regal Blue
- 5F66 Stone
- 5F67 Moon

Seating Vinyl

- 5801 Topaz
- 5805 Foggy Night
- 5809 Black
- 5810 Forest
- 5812 Navy
- 5813 Currant
- 5814 Leaf
- 5815 Seaside
- 5817 Pebble
- 5818 Spice
- 5819 Thistle
- 5820 Coffee
- 5822 Iris

Spyder

- 5B01 Foggy Night
- 5B04 Peri

Grade 7

Cogent: Trails

- 5S29 Bronzite
- 5S85 Agate
- 5S86 Lapis
- 5S87 Malachite **✕10/20**
- 5S88 Quartz
- 5S90 Tiger Eye
- 5S91 Travertine
- 5S92 Topaz

Imperma

- TM01 Toffee
- TM02 Pigeon
- TM03 Fossil
- TM04 Poppyseed
- TM05 Auburn
- TM06 Cumin
- TM07 Marble
- TM08 Cliff
- TM09 Tarragon
- TM10 Pesto
- TM11 Wave
- TM12 Niagara
- TM13 Tuscan
- TM14 Peppercorn

New Black

- 5J08 Jack
- 5J09 James
- 5J12 Harley

Stand In

- 5621 Sleet
- 5622 Lunar
- 5623 Cyclone
- 5624 Eclipse
- 5625 Powder
- 5626 Chardonnay
- 5627 Graham
- 5628 Sediment
- 5629 Allspice
- 5630 Apple
- 5631 Lava
- 5632 Cayenne
- 5633 Plantain
- 5634 Parsley
- 5635 Scallion
- 5636 Atlantis
- 5691 Orca
- 5740 Burlap
- 5741 Porter
- 5742 Tusk
- 5743 Putty
- 5744 Blueberry
- 5745 Chartreuse
- 5746 Mango
- 5747 Sedona
- 5748 Juniper
- 5749 Peanut

Grade 8

Billiard Multi-Use by

Designx

- 5H10 Bone
- 5H11 Poppy
- 5H12 Tangelo
- 5H13 Citron
- 5H14 Avocado
- 5H15 Hunter
- 5H16 Indigo
- 5H17 Mallard
- 5H18 Teak
- 5H19 Cumulus
- 5H20 Pewter
- 5H21 Gunmetal
- 5H22 Ink

Texel

- TM20 Angora
- TM21 Grist
- TM22 Galaxy
- TM23 Terracotta
- TM24 Nude
- TM25 Field
- TM26 Haze

Grade 9

Bo Peep

- 5G66 Pita **✕10/21**
- 5G67 Bone
- 5G68 Safari **✕10/21**
- 5G69 Brown Sugar
- 5G70 Chocolate
- 5G71 Candlelight
- 5G72 Honey Mustard
- 5G73 Marmalade
- 5G74 Picnic
- 5G75 Pinot
- 5G76 Bloom
- 5G77 Grapevine
- 5G78 Firefly
- 5G79 Artichoke
- 5G80 Serpent
- 5G81 Carolina
- 5G82 Blue Bonnet
- 5G83 Nautical
- 5G84 Gravel
- 5G85 Sharkskin
- 5G86 Kohl

Remix

- RE01 Rust
- RE02 Pumpkin
- RE03 Pebble
- RE04 Dark Chocolate
- RE05 Beige
- RE06 Linen Beige
- RE07 Hazelnut **✕10/20**
- RE08 Concrete
- RE09 Sky Blue
- RE10 Blue Jean
- RE11 Ivy Green
- RE12 Primavera Yellow
- RE13 Night Blue

Silk

- 5L30 Butterscotch
- 5L31 Dijon
- 5L32 Seaweed
- 5L33 Boysenberry
- 5L34 Vermillion
- 5L35 Marina
- 5L36 Heather Blue
- 5L37 Blue Raspberry
- 5L38 Cauldron
- 5L39 Flaxen

✕10/19 = Last order entry
October 20, 2019

✕10/20 = Last order entry
October 18, 2020

✕10/21 = Last order entry
October 17, 2021

Customer's Own Material

Customer's Own Material

Coalesse is pleased to cooperate with COM/COL selections. Prior to order placement for exact yardage requirements, a sample cutting of actual COM/COL must be submitted to Coalesse for approval only, if fabric approval is not found in Coalesse fabric database. Identify the name and number of units on which the fabric/leather is to be applied. If COM has a repeat, the sample should be large enough to show the entire repeat. Coalesse will not accept nor use any painted leathers. A painted leather is described as any suede or leather which is not aniline dyed with the same color throughout the thickness of the hide.

Even after preliminary approval, Coalesse reserves the right to reject COM/COL if necessary when the quality is not satisfactory for the item it is intended to be used on. Once COM/COL is accepted, Coalesse assumes no responsibility for its overall appearance, flammability, normal durability, colorfastness, or any other quality, after upholstered on a Coalesse product.

Coalesse Standard to Buy Program

The Customer's Own Material (COM) Program offers the opportunity for customers to select fabrics that are not offered through the standard Coalesse surface materials program for use on our products. Through the COM program, Coalesse will test your materials for application on Coalesse products. Once approved, you can place your order. Coalesse will facilitate the entire ordering process and give you a production schedule. Coalesse will order the COM fabric directly from the textile manufacturer. For up-to-date information regarding fabric test results for all COM fabrics and details regarding yardage requirements for most Seating lines, visit the fabric database at www.coalesse.com.

Customers to Buy Scheduling Policy/COM/COL Policy

COM/COL must be received at manufacturing location no later than 20 working days prior to the order scheduled delivery date. If COM/COL is not received in this time frame, scheduling will move the order's delivery date out to the best available ship date. Customer Service will notify the dealer via e-mail of the order's new scheduled delivery date. Project size order shipment may be affected due to size of order. If the COM/COL is received and the COM/COL requires backing, scheduling will move order out to best available ship date. Backing charges will apply. If COM/COL is received defective or short yardage/sq. ft., the replacement COM/COL order must be received within three days to maintain scheduled delivery date on order. It is the responsibility of the dealer to advise Coalesse on what to do with defective materials. In addition, customers may request Coalesse to order for COM/COL materials.

Square Footage/Yardage Requirements

COM and COL price includes application of Customer's Own Material or Leather to frames. All COM and COL should be shipped freight prepaid to designated manufacturing location. Labels will be provided by your Customer Service representative to ensure clear textile identification.

Please have customers send COM/COL and add TAG: COM/COL.

COM and COL must be identified as follows to prevent order delays:

1. Name and address (should match purchase order)
2. Your furniture purchase order number/sales order
3. Style number to which fabric is to be applied
4. Supplier name and fabric name, number, and color

COL hides must be rolled for shipment to manufacturing location in a neat manner, avoiding creases and excessive roll marks. All leathers will be rejected if sent in a folded manner.

To determine COL square footage, see COL requirements for each product. Square footage requirements are based on an average hide size of 45-50 square feet of clean, usable leather. If the COL has a smaller average hide size, please consult Customer Service for quotation. Please note, leather is a natural product and all square footage requirements are estimations. The shape of the COL hides supplied and the usable, clean square footage may make it necessary for us to request more leather after COL is received.

Yardage requirements shown are based on 54" width plain material. If fabric design requires vertical/top out, Customer Service should be consulted for additional yards required. If fabric is under 54"W, refer to fabric database at www.coalesse.com.

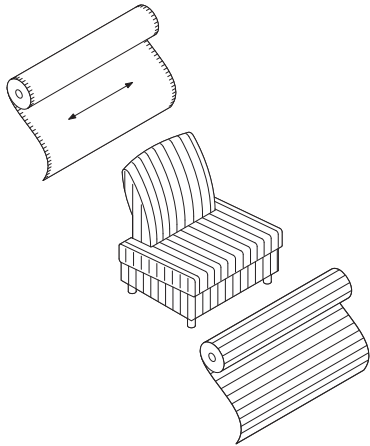
Excess COM/COL Policy

All excess COM/COL will be disposed of after order is completed unless prior arrangements have been made with Coalesse Customer Service. Fedex account number and address to ship to must be referenced. Excess WILL NOT be returned with shipment of furniture.

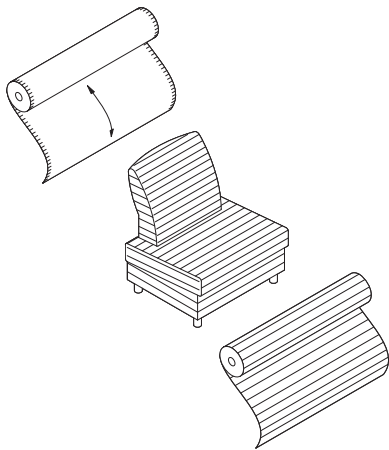
Customer's Own Material

Cutting Direction Guidelines

Cutting direction is based on the fabric width and the way the fabric is cut from the roll and applied to Coalesse products. There are two cutting directions: railroaded or horizontal.



Horizontal or railroaded (across roll, warp horizontal) means fabric is cut across the roll; selvages are on the top and bottom.



Vertical or top out (down roll, warp vertical) means fabric is cut in the same direction it is woven; selvages are on the left and right sides.

Flammability Information

California Technical Bulletin 133

Definition: California Technical Bulletin 133 (CAL 133) is a flammability test procedure for seating furniture specified in public occupancies. Specifications, test procedures and requirements pertaining to flammability regulations are changing rapidly. Coalesse will make every effort to keep our information and services pertaining to flammability specifications up-to-date.

Coalesse reserves the right to make deletions and additions and cannot guarantee fabric manufacturer materials nor its specifications will not change. A new evaluation will be necessary if materials are altered by manufacturer. This approval information on our website is subject to change without notice. Coalesse is not responsible for textile manufacturer's changes. Contact fabric manufacturer for availability.

For fabrics not pre-approved, please submit the fabric supplier name, fabric name, style number, content, weight, Coalesse product number, and fabric name to be applied to customer service at 1.800.627.6770 or fax to 888.413.5161. Our customer service representative will contact you within 48 hours of your request with information on the fabric's CAL 133 compliance. Actual fabric sample may be required. **If not approved, a burn test may be required at a fee. Contact Customer Service for a quote.**

UFAC – All upholstered seating is constructed to conform to UFAC (Upholstered Furniture Action Council) specifications. This is comparable to NFPA 260. All Coalesse fabrics and leathers meet UFAC specifications and NFPA 260 requirements.

California Bureau of Home Furnishings Technical Bulletin 117

– All Coalesse upholstered seating, fabrics, and leathers meet California Technical Bulletin 117. All products manufactured after May 1, 1993 have CAL 117 label attached.

California Bureau of Home Furnishings Technical Bulletin 133

– On March 1, 1992 Technical Bulletin 133 (TB 133), a fire test for seating furniture in public buildings, became law in California. On and after March 1, 1992 all seating furniture sold in California for use in the public buildings specified in the regulations, must be in compliance with the requirements of TB 133, and each product must be labeled stating that the furniture meets TB 133. If a building is fully sprinklered, compliance with TB 133 becomes discretionary, however, even in sprinklered buildings all furniture must meet the minimum fire standards of the bureau's Technical Bulletin 117.

California Technical Bulletin 133 requires special construction procedures and is based on fabric and product design. For applicable CAL 133 upcharge, refer to up-charge, refer to individual product pages in the specification guide or the fabric database at www.coalesse.com.

Pre-Approved Fabrics – www.coalesse.com
If a model or fabric is not listed, consult Customer Service for details at 800.627.6770.

***Note** – California Technical Bulletin 133 is a unit test and requires specific product testing of unit for certification. If certification is required the test of a unit constructed exactly as the unit(s) to be specified in the installation, the cost of the test unit plus the cost of testing (\$500 U.S. net per test) must be added to obtain certification. Coalesse is not responsible for any charges for COM/COL purchased prior to evaluation if unit fails. Textile and unit cannot be returned.

Please consult Customer Service at 1.800.627.6770 or Fax 888.413.5161 for suggested fabrics/leathers, upcharges and minimums required for meeting California Technical Bulletin 133.

General Information – Specifications, test procedures and requirements pertaining to flammability regulations are changing rapidly. Coalesse will make every effort to keep our information and services pertaining to flame specifications up-to-date. However, we do reserve the right to alter the products, fabrics/leathers or upcharges associated with any of the above or any other flame specifications.

When COM or COL is specified for use on Coalesse seating that is to meet the New York Port Authority Code, the COM or COL must be treated to meet this code prior to receipt by Coalesse. Coalesse is not responsible for the flammability treatment or certification of any COM or COL. All upcharges indicated are to be added to list prices.
► See specific product pages in the Coalesse Specification Guides for CAL 133 approval, option, and pricing.

Flammability Information

Fabric Matrix Steelcase Standard Fabrics

Note: Coalesse reserves the right to reject fabrics when necessary if the quality or construction is not satisfactory for intended use. For most up to date information on fabric usage please check the fabric database on www.coalesse.com.

Legend

- = Not available
- = Available
- ▶ See specification pages in the *Coalesse Specification Guides* for details.

| | Steelcase Fabrics | | | | | | | | | | | | | | |
|------------------------------|--------------------------|----------------|---------------|---------------------|------------------------|-----------------|-------------------------|------------------|--------------------|-------------------|--|----------------|-----------------|----------------|---------------|
| | Cogent: Connect Grade 06 | Jacks Grade 06 | Link Grade 06 | Nitelights Grade 06 | Seating Vinyl Grade 06 | Spyder Grade 06 | Cogent: Trails Grade 07 | Imperma Grade 07 | New Black Grade 07 | Stand In Grade 07 | Billiard Multi-Use by Designtex Grade 08 | Texel Grade 08 | Bo Peep Grade 9 | Remix Grade 09 | Silk Grade 09 |
| Airport Lounge Chair CH401 | • | • | • | • | • | • | • | • | • | • | • | • | • | • | • |
| Await | • | ■ | ■ | ■ | ■ | ■ | ■ | ■ | ■ | ■ | ■ | ■ | ■ | ■ | ■ |
| Bindu | ■ | ■ | ■ | ■ | ■ | ■ | ■ | ■ | ■ | ■ | ■ | ■ | ■ | ■ | • |
| Bix Cushions | ■ | ■ | ■ | ■ | ■ | ■ | ■ | ■ | ■ | ■ | ■ | ■ | ■ | ■ | ■ |
| Bix Screen | ■ | ■ | ■ | • | • | ■ | ■ | ■ | ■ | ■ | ■ | ■ | ■ | ■ | ■ |
| Bob | ■ | ■ | ■ | ■ | ■ | ■ | ■ | ■ | ■ | ■ | ■ | ■ | ■ | ■ | ■ |
| Capa | ■ | ■ | ■ | ■ | ■ | ■ | ■ | ■ | ■ | ■ | ■ | ■ | ■ | ■ | ■ |
| Chord | ■ | ■ | ■ | ■ | ■ | ■ | ■ | ■ | ■ | ■ | ■ | ■ | ■ | ■ | ■ |
| Circa | • | ■ | ■ | ■ | ■ | ■ | ■ | ■ | ■ | ■ | ■ | ■ | ■ | ■ | ■ |
| Coupe | ■ | ■ | ■ | ■ | ■ | ■ | ■ | ■ | ■ | ■ | ■ | ■ | ■ | ■ | ■ |
| Davos | ■ | ■ | ■ | ■ | ■ | ■ | ■ | ■ | ■ | ■ | ■ | ■ | ■ | ■ | ■ |
| Elbow Chair CH20 | • | • | • | • | • | • | • | • | • | • | • | • | • | • | • |
| Emu Outdoor Cushion | • | • | • | • | • | • | • | • | • | • | • | • | • | • | • |
| Emu Indoor Cushion | ■ | ■ | ■ | ■ | ■ | ■ | ■ | ■ | ■ | ■ | ■ | ■ | ■ | ■ | • |
| Emu Terramare | • | • | • | • | • | • | • | • | • | • | • | • | • | • | • |
| Enea | ■ | ■ | ■ | ■ | ■ | ■ | ■ | ■ | ■ | ■ | ■ | ■ | ■ | ■ | • |
| Enea Lottus | ■ | ■ | ■ | ■ | ■ | ■ | ■ | ■ | ■ | ■ | ■ | ■ | ■ | ■ | • |
| Enea Altzo943 | ■ | ■ | ■ | ■ | ■ | ■ | ■ | ■ | ■ | ■ | ■ | ■ | ■ | ■ | • |
| Evaneau | • | ■ | ■ | ■ | ■ | ■ | ■ | ■ | ■ | ■ | ■ | ■ | ■ | ■ | ■ |
| Exponents, Benches | ■ | ■ | ■ | ■ | ■ | ■ | ■ | ■ | ■ | ■ | ■ | ■ | ■ | ■ | ■ |
| Hosu | ■ | ■ | ■ | ■ | ■ | ■ | ■ | ■ | ■ | ■ | ■ | ■ | ■ | ■ | ■ |
| Joel | ■ | ■ | ■ | ■ | ■ | ■ | ■ | ■ | ■ | ■ | ■ | ■ | ■ | ■ | ■ |
| Kathryn | ■ | ■ | ■ | ■ | ■ | ■ | ■ | ■ | ■ | ■ | ■ | ■ | ■ | ■ | ■ |
| Ladderback Lounge Chair CH44 | • | • | • | • | • | • | • | • | • | • | • | • | • | • | • |
| Last Minute | ■ | ■ | ■ | ■ | ■ | ■ | ■ | ■ | ■ | ■ | ■ | ■ | ■ | ■ | • |
| Lounge Seating CH100 Series | • | • | • | • | • | • | • | • | • | • | • | • | • | • | • |
| Millbrae Contract | ■ | ■ | ■ | ■ | ■ | ■ | ■ | ■ | ■ | ■ | ■ | ■ | ■ | ■ | ■ |
| Millbrae Lifestyle | • | ■ | ■ | ■ | ■ | ■ | ■ | ■ | ■ | ■ | • | ■ | ■ | • | ■ |
| Oculus Lounge Chair CH468 | • | • | • | • | • | • | • | • | • | • | • | • | • | • | • |
| Shell Lounge Chair CH07 | • | • | • | • | • | • | • | • | • | • | • | • | • | • | • |
| Wishbone Chair CH24 | • | • | • | • | • | • | • | • | • | • | • | • | • | • | • |
| CH88 Chair | • | • | • | • | • | • | • | • | • | • | • | • | • | • | • |

▶ Continued on next page

The above Steelcase fabrics are available as standard without a backer on select Coalesse product lines. For those product lines that are noted as unavailable, it may be specifiable with a backer as a Graded-In fabric. Additional Steelcase fabrics are available through the Graded-In program. Please consult the Coalesse Fabric Database for availability.

Disclaimer: Coalesse is pleased to provide this information. However, even after preliminary approval, Coalesse reserves the right to reject fabrics/leathers when necessary if the quality or construction is not satisfactory for the item it is intended for use on. Coalesse reserves the right to evaluate data daily and make any necessary changes or improvements to the information provided. Textile recommendations do not imply a warranty for the textiles. The textile manufacturer provides all warranties for textiles. All trademarks and trade names are the property of the different manufacturers. All pricing quotes for product should be obtained from your local Sales Representative or a Coalesse Customer Service Representative. Recommendations such as backing and CAL 133 will require additional cost and may require additional lead-time. All specifications are subject to change without notice.

Fabric Matrix Steelcase Standard Fabrics

Note: Coalesse reserves the right to reject fabrics when necessary if the quality or construction is not satisfactory for intended use. For most up to date information on fabric usage please check the fabric database on www.coalesse.com.

Continued from previous page

Legend

- = Not available
- = Available
- ▶ See specification pages in the *Coalesse Specification Guides* for details.

| | Steelcase Fabrics | | | | | | | | | | | | | | |
|-------------------------|--------------------------|----------------|---------------|---------------------|------------------------|-----------------|-------------------------|------------------|--------------------|-------------------|--|----------------|------------------|----------------|---------------|
| | Cogent: Connect Grade 06 | Jacks Grade 06 | Link Grade 06 | Nitelights Grade 06 | Seating Vinyl Grade 06 | Spyder Grade 06 | Cogent: Trails Grade 07 | Imperma Grade 07 | New Black Grade 07 | Stand In Grade 07 | Billiard Multi-Use by DesignTex Grade 08 | Texel Grade 08 | Bo Peep Grade 09 | Remix Grade 09 | Silk Grade 09 |
| Lagunitas Cushion | ■ | ■ | ■ | ■ | ■ | ■ | ■ | ■ | ■ | ■ | ■ | ■ | ■ | ■ | ■ |
| Lox | • | ■ | ■ | ■ | ■ | ■ | ■ | ■ | ■ | ■ | • | ■ | ■ | • | ■ |
| Massaud Lounge | ■ | ■ | ■ | ■ | ■ | ■ | ■ | ■ | ■ | ■ | ■ | ■ | ■ | ■ | ■ |
| Massaud Conference | ■ | ■ | ■ | ■ | • | ■ | ■ | ■ | ■ | ■ | ■ | ■ | ■ | ■ | ■ |
| Montara650 | ■ | ■ | ■ | ■ | ■ | ■ | ■ | ■ | ■ | ■ | ■ | ■ | ■ | ■ | • |
| Passerelle | ■ | ■ | ■ | ■ | ■ | ■ | ■ | ■ | ■ | ■ | ■ | ■ | ■ | ■ | ■ |
| Ripple | • | ■ | ■ | ■ | ■ | ■ | ■ | ■ | ■ | ■ | ■ | ■ | ■ | ■ | ■ |
| Sidewalk | ■ | ■ | ■ | ■ | ■ | ■ | ■ | ■ | ■ | ■ | ■ | ■ | ■ | ■ | ■ |
| Sistema Lounge System | • | ■ | ■ | ■ | ■ | ■ | ■ | ■ | ■ | ■ | ■ | ■ | ■ | ■ | • |
| SW_1 | ■ | ■ | ■ | ■ | ■ | ■ | • | ■ | ■ | • | ■ | ■ | ■ | ■ | • |
| Swathmore | ■ | ■ | ■ | ■ | ■ | ■ | ■ | ■ | ■ | ■ | ■ | ■ | ■ | ■ | ■ |
| Swathmore Grande | ■ | ■ | ■ | ■ | ■ | ■ | ■ | ■ | ■ | ■ | ■ | ■ | ■ | ■ | ■ |
| Switch | ■ | ■ | ■ | ■ | ■ | ■ | ■ | ■ | ■ | ■ | ■ | ■ | ■ | ■ | ■ |
| Thoughtful | ■ | ■ | ■ | ■ | ■ | ■ | ■ | ■ | ■ | ■ | ■ | ■ | ■ | ■ | ■ |
| Together | ■ | ■ | ■ | ■ | ■ | ■ | ■ | ■ | ■ | ■ | ■ | ■ | ■ | ■ | ■ |
| Topo Lounge | ■ | ■ | ■ | ■ | ■ | ■ | ■ | ■ | ■ | ■ | ■ | ■ | ■ | ■ | ■ |
| Topo Mobile Lounge | ■ | ■ | ■ | ■ | ■ | ■ | ■ | ■ | ■ | ■ | ■ | ■ | ■ | ■ | ■ |
| Visalia | ■ | ■ | ■ | ■ | ■ | ■ | ■ | ■ | ■ | ■ | ■ | ■ | ■ | ■ | ■ |
| Wing Lounge Chair CH445 | • | • | • | • | • | • | • | • | • | • | • | • | • | • | • |
| Wrapp | • | ■ | ■ | ■ | ■ | ■ | ■ | ■ | ■ | ■ | • | ■ | ■ | • | • |

The above Steelcase fabrics are available as standard without a backer on select Coalesse product lines. For those product lines that are noted as unavailable, it may be specifiable with a backer as a Graded-In fabric. Additional Steelcase fabrics are available through the Graded-In program. Please consult the Coalesse Fabric Database for availability. Disclaimer: Coalesse is pleased to provide this information. However, even after preliminary approval, Coalesse reserves the right to reject fabrics/leathers when necessary if the quality or construction is not satisfactory for the item it is intended for use on. Coalesse reserves the right to evaluate data daily and make any necessary changes or improvements to the information provided. Textile recommendations do not imply a warranty for the textiles. The textile manufacturer provides all warranties for textiles. All trademarks and trade names are the property of the different manufacturers. All pricing quotes for product should be obtained from your local Sales Representative or a Coalesse Customer Service Representative. Recommendations such as backing and CAL 133 will require additional cost and may require additional lead-time. All specifications are subject to change without notice.

Upholstery Palette Coalesse Knit


Note: Coalesse reserves the right to reject fabrics when necessary if the quality or construction is not satisfactory for intended use. For most up to date information on fabric usage please check the fabric database on www.coalesse.com.

Grade 1

SW_1




Sand
5KG0




Silver
5KG1



Black
5KG3



Ivory
5KG4




Coal
5KG5



Fire
5KG6



Pewter
5KG9



Ice
5KH0




Currant
5KH1



Ocean
5KH2




Silver Grey
5KH3




Olive
5KH4




Blue Ink
5KH5




Blue Bird
5KH6



Blush
5KH7



Goldenrod
5KH8




Leaf
5KH9

Lagunitas Focus Nook and Lounge System



Sand
5K50



Silver
5K51



Pewter
5K52




Black
5K54



Ivory
5K58



Coal
5K59



Silver Grey
5K70

Upholstery Palette Coalesse Knit


Note: Coalesse reserves the right to reject fabrics when necessary if the quality or construction is not satisfactory for intended use. For most up to date information on fabric usage please check the fabric database on www.coalesse.com.

Grade 2


Lagunitas Focus Nook and Lounge System



Fire
5K55



Ice
5K60



Ocean
5K61




Leaf
5K63



Currant
5K67




Olive
5K71




Blue Ink
5K72



Blue Bird
5K73



Blush
5K74




Goldenrod
5K75

Upholstery Palette Coalesse Fabric

Note: Coalesse reserves the right to reject fabrics when necessary if the quality or construction is not satisfactory for intended use. For most up to date information on fabric usage please check the fabric database on www.coalesse.com.


Grade 6

Emu Decorative – For outdoor use on Emu products only



White DE01 Brown DE02 Dark Grey DE03 Light Grey DE04 Hibiscus DE05 Turquoise DE06 Pinstripe DE07

Emu Outdura – For outdoor use on Emu products only




Natural White 5G30 Kona 5G31 Sandstone 5G32 Cadet Grey 5G33 Stone 5G34 China Red 5G35 Cardinal Red 5G36 Solid Aquamarine 5G37



Canary 5G38 Pesto 5G39 Island Blue 5G41

Emu-Tex – For outdoor use on Emu products only



Light Grey 5G94 Grey/Black 5G95 Sand 5G96 Rust 5G97

Upholstery Palette Coalesse Fabric

Note: Coalesse reserves the right to reject fabrics when necessary if the quality or construction is not satisfactory for intended use. For most up to date information on fabric usage please check the fabric database on www.coalesse.com.

Grade 10

Hexa – For use on Hosu products only



Dark Grey
CL50

Light Grey
CL51

Blue
CL52

Green
CL53

Red
CL54

Yellow
CL55

Grade 11

Fusion – For use on Hosu lounge, Massaud work lounge, Massaud conference seating, and Lagunitas personal table only



Caviar
CL60

Portobello
CL61

Graphite
CL62

Java
CL63

Steam*
CL64

*Steam is not available on Hosu.

Upholstery Palette Coalesse Stitching

Note: Coalesse reserves the right to reject fabrics when necessary if the quality or construction is not satisfactory for intended use. For most up to date information on fabric usage please check the fabric database on www.coalesse.com.

Stitching (Holy Day Tables)



White
L941
(Matches L151)

Ebony
L900
(Matches L112)

Mica
L904
(Matches L114)

Espresso
L923
(Matches L133)

Saffron
L939

Garnet
L930
(Matches L140)

Scarlet
L925
(Matches L135)


Rosetta
L919



Sky Blue
L910

Tip: All products, other than Holy Day traditional thread color, will closest match to the surface material.

Stitching (Cable Management Cover—Wood Legs for Potrero415 Light Tables)



UB06
Black

UB07
White

UB09
Mahogany

UB10
Navy

UB11
Gray

UB12
Steel

UB17
Lacquer Red


Upholstery Palette Steelcase Fabric

Grade 6

Cogent: Connect



Jacks



Links



☒10/19 = Last order entry
October 20, 2019

Upholstery Palette Steelcase Fabric *continued*

Nitelights



Hazelnut
5F58

Earth
5F61

Shore
5F62


Moss
5F63

Regal Blue
5F65

Stone
5F66

Moon
5F67

Seating Vinyl



Topaz
5801

Foggy Night
5805

Black
5809

Forest
5810

Navy
5812

Currant
5813

Leaf
5814

Seaside
5815



Pebble
5817


Spice
5818

Thistle
5819

Coffee
5820

Iris
5822

Spyder



Foggy Night
5B01

Peri
5B04

Upholstery Palette Steelcase Fabric


Grade 7

Cogent: Trails




Bronzite 5S29 Agate 5S85 Lapis 5S86 Malachite 5S87 **10/20** Quartz 5S88 Tiger Eye 5S90 Travertine 5S91 Topaz 5S92

Imperma




Toffee TM01 Pigeon TM02 Fossil TM03 Poppyseed TM04 Auburn TM05 Cumin TM06 Marble TM07 Cliff TM08



Tarragon TM09 Pesto TM10 Wave TM11 Niagara TM12 Tuscan TM13 Peppercorn TM14

New Black



Jack 5J08 James 5J09 Harley 5J12

10/20 = Last order entry
October 18, 2020


Upholstery Palette Steelcase Fabric *continued*

Stand In



Grade 8

Billiard Multi-Use by Designtex



Upholstery Palette Steelcase Fabric

Texel



Angora TM20 Grist TM21 Galaxy TM22 Terracotta TM23 Nude TM24 Field TM25 Haze TM26

Grade 9


Bo Peep



Pita **10/21** 5G66 Bone 5G67 Safari **10/21** 5G68 Brown Sugar 5G69 Chocolate 5G70 Candlelight 5G71 Honey Mustard 5G72 Marmalade 5G73



Picnic 5G74 Pinot 5G75 Bloom 5G76 Grapevine 5G77 Firefly 5G78 Artichoke 5G79 Serpent 5G80 Carolina 5G81



Blue Bonnet 5G82 Nautical 5G83 Gravel 5G84 Sharkskin 5G85 Kohl 5G86

Remix



Rust RE01 Pumpkin RE02 Pebble RE03 Dark Chocolate RE04 Beige RE05 Linen Beige RE06 Hazelnut **10/20** RE07 Concrete RE08



Sky Blue RE09 Blue Jean RE10 Ivy Green RE11 Primavera Yellow RE12 Night Blue RE13

10/20 = Last order entry
October 18, 2020
10/21 = Last order entry
October 17, 2021

Upholstery Palette Steelcase Fabric *continued*

Silk



Butterscotch
5L30



Dijon
5L31



Seaweed
5L32



Boysenberry
5L33



Vermillion
5L34



Marina
5L35



Heather Blue
5L36



Blue Raspberry
5L37



Cauldron
5L38



Flaxen
5L39

Coalesse

Upholstery Palette

Steelcase Fabric

Leather/Faux

Leather

Elmosoft and Elmorustical Leather Care

Only the finest hides are used for Elmo leather. Expect some color variations from hide to hide due to the aniline state of the product. Color fading may occur if leather is exposed to direct or intense light. Care is required to allow this product to achieve the rich natural patina that beautiful natural leather develops. The hallmarks of this leather include some naturally occurring markings, such as healed scars, insect bites, stretch marks, and fat wrinkles. Elmorustical's leather treatment is very natural with little protection from spills or body oils. This rich leather will exhibit stains and oils through normal use. Coalesse is not responsible for discoloration, spotting, or staining on this leather.

Special Color Match Leather

Coalesse can provide a special color match in its leather to any supplier's leather color, paint color, carpet color, wall-paper color, etc. Sample to match must be submitted to Coalesse with purchase order. Sample for approval can be supplied if requested.

Note: Minimum order 2,500 sq. ft.

Special Fabric Applications*

Backing*

- Backing information is found on each product page in the Coalesse Specification Guides. Select this option when ordering your product to have backing applied. Price varies by product according to yardage it requires.

*Prices subject to change without notice and an additional two week lead time will apply for 54" wide fabrics. Wider fabrics will require four weeks additional lead time.

Elmo Leather

Coalesse uses leathers that are provided by Elmo of Sweden. Elmosoft is a full grain, aniline dyed, semi-aniline finish. With Elmosoft leather, now recyclable and chromium-free, you have the opportunity to bid on green projects when requested. Elmosoft leathers are never corrected, buffed, or altered in any way. Coalesse purchases only original full grain leathers. The quality of this genuine leather can be felt in the hand immediately. Other leathers are often stiff because of the amount of pigment needed to cover the imperfections of an inferior hide. Using leather of a low quality affects the overall quality of the furniture it is upholstered on. You can feel confident in leather purchased from Coalesse.

Elmosoft

Grade C

- L110 Maritime Blue
- L111 Midnight Blue
- L112 Ebony
- L113 Gunmetal
- L114 Mica
- L115 Dove Grey
- L116 Plum Pleasure
- L122 Truffle
- L128 Red Birch
- L132 Violet
- L133 Espresso
- L134 Ruby
- L135 Scarlet
- L138 Bourbon
- L139 Cinder
- L140 Garnet
- L143 Pecan
- L144 Chamois
- L146 Russet
- L147 Saddle
- L151 White
- L709 Sugar
- L711 Parchment
- L712 Buff
- L716 Khaki
- L717 Cameo
- L721 Rock
- L722 Desert
- L723 Storm
- L725 Teal
- L727 Egyptian Blue
- L728 Bright Blue
- L730 Hunter
- L736 Lemon
- L737 Sunshine
- L738 Drama
- L740 Dazzle
- L743 Forest Green
- L744 Turtle
- L745 Grass
- L746 Envy
- L747 Cigar
- L748 Light Chocolate
- L749 Beaver
- L750 Bluffstone
- L751 Sienna
- L752 Oxblood
- L753 Dough
- L754 Acorn
- L755 Peanut Butter
- L756 Quinoa
- L757 Dark Sand
- L758 Mustard
- L759 Amber Orange
- L760 Bengal
- L761 Periwinkle
- L762 Canvas
- L763 Macadamia
- L764 True Blue
- L765 Storm Blue
- L766 Powder Blue
- L767 Blush
- L768 Tropical
- L769 Mauve
- L770 Cadet
- L771 Powder Mint
- L772 Timberwolf
- L773 Chalice
- L774 Oil
- L775 Coyote

Elmorustical and Elmotique Leather

Elmorustical and Elmotique are a full-top grain, aniline dyed leather.

Elmorustical has a grain which varies in structure and offers outstanding comfort. It is an aniline leather with all the distinct features of the natural hide.

Elmotique is a thinner aniline leather with a batique-effect and displays all the features possessed by the original hide.

Only the finest hides are used for Elmorustical and Elmotique leathers. Expect some color variations from hide to hide due to the aniline state of the product. Color fading may occur if leather is exposed to direct or intense light. Care is required to allow this product to achieve the rich natural patina that beautiful leather develops. The hallmarks of this leather include some naturally occurring markings such as healed scars, insect bites, stretch marks, and fat wrinkles. Elmorustical and Elmotique's leather treatment is very natural with little protection from spills or body oils. This rich leather will exhibit stains and oils through normal use. Coalesse is not responsible for discoloration, spotting, or staining on this leather.

Grade E

Elmorustical

- L318 Loam
- L319 Ebony
- L321 Beige
- L323 Buff
- L325 Camel
- L326 Charbrown
- L330 Flame
- L332 Honey
- L334 Mist Green
- L337 Russet
- L338 Rust
- L363 Tendril
- L364 Fog
- L365 Sunflower
- L366 Terra Cotta
- L367 Cadet
- L368 Marine
- L369 Mallard
- L370 Smoke
- L371 Merlot
- LD54 Twilight

Elmotique

- L310 Sage Brush
- L311 Flaxen
- L312 Earth
- L313 Clay
- L314 Blue Mountain
- L315 Juniper

Saddle Leather

Applies to: saddle stitch color options for Holy Day leather table (only)

- L925 Scarlet (matches L135)
- L910 Sky Blue
- L919 Rosetta
- L941 White (matches L151)
- L904 Mica (matches L114)
- L939 Saffron
- L930 Garnet (matches L140)
- L923 Espresso (matches L133)
- L900 Ebony (matches L112)

Leather/Faux

Carl Hansen

Loke Leather

- 5072 Loke 7210
- 5073 Loke 7050
- 5074 Loke 7270
- 5075 Loke 7170
- 5076 Loke 7150
- 5077 Loke 7160
- 507C Loke 7060
- 507D Loke 7100
- 507E Loke 7110
- 507F Loke 7140
- 507G Loke 7240
- 507H Loke 7310
- 507J Loke 7732
- 507K Loke 7744
- 507L Loke 7748
- 507M Loke 7763
- 507N Loke 7766

Thor Leather

- 5394 Thor 300
- 5395 Thor 307
- 5396 Thor 306
- 5398 Thor 301
- 5399 Thor 390
- 539A Thor 325
- 539C Thor 332
- 539E Thor 359
- 539F Thor 310
- 539G Thor 350
- 539H Thor 377

SIF Leather

- 507P SIF 91
- 507Q SIF 95
- 507R SIF 93
- 507T SIF 90
- 507U SIF 98
- 507Y SIF 92

Cowhides

- 507W SIF Brown/White
- 508D SIF Black/White

Emu Terramare

Emu Eco-Leather

- EC01 White
- EC02 Brown
- EC03 Grey/Green
- EC04 Black

Faux Leather

Coalesse offers a variety of faux leathers. Not all faux leathers are available on all products, check seating matrix on 28 to determine availability.

Grade 10

Brisa

- BR01 Black Onyx
- BR04 Truffle
- BR06 Ash
- BR07 Sage
- BR08 Celery
- BR09 Sterling Blue
- BR10 Night Navy
- BR11 Cambridge Blue
- BR12 Abyss
- BR13 Canyon **✕10/20**
- BR14 Pompeia
- BR15 Salsa **✕10/20**
- BR16 Cinnabar
- BR17 Aztec **✕10/20**
- BR18 New Sand
- BR19 Cream **✕10/20**
- BR20 White
- BR21 Moccasin
- BR22 Buckskin
- BR23 Prairie **✕10/20**
- BR24 Mineral
- BR25 Skyway
- BR26 Iron
- BR27 Stormy
- BR28 Esmeralda
- BR29 Seaweed
- BR30 Bone
- BR31 Carmel
- BR32 Bridle
- BR33 Moon

Grade 11

Destiny

- DY01 Black
- DY02 Raisin
- DY03 Blueberry
- DY04 Chestnut
- DY05 Cedar
- DY06 Black Rose
- DY07 Wine
- DY08 Patine
- DY09 Dune
- DY10 Truffle
- DY11 Oak
- DY12 Newport
- DY13 Evergreen
- DY14 Storm
- DY15 Juniper
- DY16 Olive
- DY17 Mocha
- DY18 Ash
- DY21 Butter
- DY23 Deep Red
- DY24 Eggshell
- DY26 Parchment
- DY27 Periwinkle
- DY30 Royal Purple
- DY31 Saddle
- DY32 Cactus Green
- DY33 Cypress
- DY34 Mink
- DY35 Football
- DY36 Root

Finesse

- AM00 White Cloud
- AM01 Gelato
- AM02 Winter White
- AM04 Mushroom
- AM06 Charbrown
- AM08 Iceberg
- AM09 Gravel
- AM10 Colonial Blue
- AM24 Rye
- AM25 Barley
- AM26 Stucco
- AM27 Beaver
- AM28 Otter
- AM65 Bordeaux
- AM66 Navy
- AM67 Cinder
- AM80 Cameo
- AM81 Oyster Grey
- AM83 Taupe
- AM85 Chestnut
- AM87 Indigo
- AM88 Bone
- AM89 Jet Black
- AM92 Burgundy
- AM93 Hunter Green
- AM98 Oxford Brown

Ovation

- O500 Dark Brown
- O501 Light Grey
- O502 Sage
- O503 Indigo
- O504 Lilac
- O505 Terra
- O506 Moss
- O507 Teal
- O508 Stone
- O509 Cappuccino

Panache

- P800 Ebony
- P801 Cactus
- P802 Sherwood
- P803 Teal Blue
- P804 Sweet Sage
- P805 Coffee
- P806 True Taupe
- P807 Cashew
- P808 Acorn
- P809 Redwood
- P810 Exotic Orchid
- P811 Maize
- P812 Chartreuse
- P813 Regal Blue

Prestige

- AFA1 Onyx
- AFB2 Soft White
- AFC3 Saxe Blue
- AFD3 Buff
- AFDG Antique White
- AFE1 Sandstone
- AFH1 Pecan
- AFH2 Buttercreme
- AF11 Havana
- AF12 Brick
- AFL8 French Grey
- AFP1 Willow
- AFP2 Boxwood Green
- AFPA Tree Moss
- AFPC Celadon
- AFS3 Wild Plum

Grade 12

Elegance

- EL01 Ivory
- EL02 Cream
- EL03 Char
- EL04 Saddle
- EL05 Dune
- EL06 Camel
- EL07 Sage
- EL08 Gray
- EL09 Walnut
- EL10 Burgundy
- EL11 Green
- EL12 Navy
- EL13 Black

Grade 13

Destiny Perforated

- DP01 Black
- DP02 Raisin
- DP03 Blueberry
- DP04 Chestnut
- DP05 Cedar
- DP06 Black Rose
- DP07 Wine
- DP08 Patine
- DP09 Dune
- DP10 Truffle
- DP11 Oak
- DP12 Newport
- DP13 Evergreen
- DP14 Storm
- DP15 Juniper
- DP16 Olive
- DP17 Mocha
- DP21 Butter
- DP23 Deep Red
- DP24 Eggshell
- DP26 Parchment
- DP27 Periwinkle
- DP30 Royal Purple
- DP31 Saddle
- DP32 Cactus Green
- DP33 Cypress
- DP34 Mink
- DP35 Football
- DP36 Root

Finesse Perforated

- AP00 White Cloud
- AP01 Gelato
- AP02 Winter White
- AP04 Mushroom
- AP06 Charbrown
- AP08 Iceberg
- AP09 Gravel
- AP10 Colonial Blue
- AP24 Rye
- AP25 Barley
- AP26 Stucco
- AP27 Beaver
- AP28 Otter
- AP65 Bordeaux
- AP66 Navy
- AP67 Cinder
- AP80 Cameo
- AP81 Oyster Grey
- AP83 Taupe
- AP85 Chestnut
- AP87 Indigo
- AP88 Bone
- AP89 Jet Black
- AP92 Burgundy
- AP93 Hunter Green
- AP98 Oxford Brown

**✕10/20 = Last order entry
October 18, 2020**

Leather/Faux

Panache Perforated

- PR00 Ebony
- PR01 Cactus
- PR02 Sherwood
- PR03 Teal Blue
- PR04 Sweet Sage
- PR05 Coffee
- PR06 True Taupe
- PR07 Cashew
- PR08 Acorn
- PR09 Redwood
- PR10 Exotic Orchid
- PR11 Maize
- PR12 Chartreuse
- PR13 Regal Blue

Prestige Perforated

- APA1 Onyx
- APB2 Soft White
- APC3 Saxe Blue
- APD3 Buff
- APDG Antique White
- APE1 Sandstone
- APH1 Pecan
- APH2 Buttercream
- API1 Havana
- API2 Brick
- APL8 French Grey
- APP1 Willow
- APP2 Boxwood Green
- APPA Tree Moss
- APPC Celadon
- APS3 Wild Plum

Coalesse

Leather/Faux

Leather/Faux

Cut Yardage Net Price List

| FABRIC NAME | Under 60 Yards | 60 Yards & Over | |
|--|-------------------|------------------|-------------------|
| Elegance® | \$93.00/yd. | \$87.00/yd. | |
| Finesse® | \$56.00/yd. | \$55.00/yd. | |
| Finesse® Perforated (min. 5 yds) | \$68.00/yd. | \$67.00/yd. | |
| Prestige® | \$61.00/yd. | \$58.00/yd. | |
| Prestige® Perforated (min. 5 yds) | \$73.00/yd. | \$70.00/yd. | |
| Destiny® | \$62.00/yd. | \$60.00/yd. | |
| Destiny® Perforated (min. 5 yds) | \$74.00/yd. | \$71.00/yd. | |
| Ovation | \$62.00/yd. | \$58.00/yd. | |
| Panache | \$62.00/yd. | \$60.00/yd. | |
| LEATHER NAME | Under 500 sq. ft. | 500-1000 sq. ft. | Over 1000 sq. ft. |
| Elmosoft | \$9.00/sq. ft. | \$8.00/sq. ft. | \$7.50/sq. ft. |
| Elmorustical* | \$11.00/sq. ft. | \$9.00/sq. ft. | \$8.50/sq. ft. |

*See page 22 for Elmorustical Leather care.

ORDERING INFORMATION

- Minimum Order Requirements
- Fabric: 1 yd. - 1/8 yd. increments.
- Leather: 1 full hide (avg. sq. ft./hide - 50).
- All orders will be filled in full hides only.
- Overage will be invoiced accordingly.
- Cancelled textile orders are subject to a 30% restocking fee. Order must be cancelled 5 days before ship date.
- Special match leather: 2,500 sq. ft. minimum (Check delivery date)
- The embossing techniques used on Novasuede Perforated, to achieve these looks involve very high temperatures. Color and shade may vary slightly based on the fiber density being embossed.

Due to the natural processes of dying, sanding and embossing necessary to achieve these special looks, actual production may vary slightly in appearance from the swatches shown.

COALESSE TEXTILE WARRANTY

Coalesse textile merchandise is produced in accordance with Coalesse high standards. Coalesse does not guarantee, warrant or accept any responsibility whatsoever by reason of its fabrics or leathers fading, wearing, cracking, shrinking, stretching, tearing, seam slippage, alteration in color due to any finish treatment (flameproofing, stain repellent, etc.) or discoloration from liquid contact. Printed textiles are not warranted against irregularity in register. Coalesse is not responsible for dye lot differences or discrepancies in widths of fabrics. Coalesse does not guarantee, warrant or represent an exact color match to cuttings, tabs, memos or sample cards. Coalesse does not warrant exact matching of color or grain of leather. Leather hides may contain certain natural marks, scars, scratches, wrinkles and shade variations within hides, etc., considered by leather tanneries and Coalesse to be inherent characteristics part of the natural beauty of leather and the size or location of such markings cannot be controlled. In any event, upon inspection, Coalesse's responsibility shall be limited to either replacement of merchandise or refund of purchase price at Coalesse's option. The foregoing constitutes the sole and exclusive remedy of the customer. Coalesse is not responsible for the application or installation of our products. In no event shall Coalesse be responsible for any consequential damages or any charges, costs, expenses, or obligations other than as expressly herein set forth. Coalesse makes no other warranties, expressed or implied, as to any product sold by Coalesse. All other warranties (including any warranty of merchantability or fitness for any particular purpose) are hereby excluded.



For Canadian Pricing
Multiply U.S. Price by the
Canadian price factor.
▶ See page 1 for details.

Cut Yardage Net Price List

Leather and Faux Leather Matrix

Note: Coalesse reserves the right to reject fabrics when necessary if the quality or construction is not satisfactory for intended use. For most up to date information on fabric usage please check the fabric database on www.coalesse.com.

| Legend | | | | | | | | | | | | | | | | | | |
|---|------------------|-------------------|----------------------|-----------------|--------------|----------------|------------------|-----------------------------|-------------------|------------------------------|------------------|-----------------------------|-------------------|------------------|-----------------------------|------------------|--------------|-------------|
| • = Not available | | | | | | | | | | | | | | | | | | |
| ■ = Available | | | | | | | | | | | | | | | | | | |
| ▶ See specification pages in the Coalesse Specification Guides for details. | | | | | | | | | | | | | | | | | | |
| | Elmosoft Grade C | Elmotique Grade E | Elmorustical Grade E | Emu Eco-Leather | Loke Leather | Brisa Grade 10 | Destiny Grade 11 | Destiny Perforated Grade 13 | Prestige Grade 11 | Prestige Perforated Grade 13 | Finesse Grade 11 | Finesse Perforated Grade 13 | Elegance Grade 12 | Panache Grade 11 | Panache Perforated Grade 13 | Ovation Grade 11 | Thor Leather | SIF Leather |
| Airport Lounge Chair CH401 | • | • | • | • | ■ | • | • | • | • | • | • | • | • | • | • | • | ■ | ■ |
| Await | ■ | • | ■ | • | • | ■ | ■ | ■ | ■ | ■ | ■ | ■ | ■ | ■ | ■ | ■ | • | • |
| Bindu | ■ | • | ■ | • | • | ■ | ■ | ■ | ■ | ■ | ■ | ■ | ■ | ■ | ■ | ■ | • | • |
| Bix | ■ | • | ■ | • | • | ■ | ■ | • | ■ | • | ■ | • | ■ | ■ | ■ | ■ | • | • |
| Bob | ■ | • | ■ | • | • | ■ | ■ | • | ■ | • | ■ | • | ■ | ■ | ■ | ■ | • | • |
| Capa | ■ | • | ■ | • | • | ■ | ■ | ■ | ■ | ■ | ■ | ■ | ■ | ■ | ■ | ■ | • | • |
| CH100 Series Lounge Seating | • | • | • | • | ■ | • | • | • | • | • | • | • | • | • | • | • | ■ | ■ |
| CH88 Chair | • | • | • | • | ■ | • | • | • | • | • | • | • | • | • | • | • | ■ | ■ |
| Chord | ■ | • | ■ | • | • | ■ | ■ | ■ | ■ | ■ | ■ | ■ | ■ | ■ | ■ | ■ | • | • |
| Circa | ■ | • | ■ | • | • | ■ | ■ | ■ | ■ | ■ | ■ | ■ | ■ | ■ | ■ | ■ | • | • |
| Coupe | ■ | • | ■ | • | • | ■ | ■ | ■ | ■ | ■ | ■ | ■ | ■ | ■ | ■ | ■ | • | • |
| Davos | ■ | • | ■ | • | • | ■ | ■ | • | ■ | • | ■ | • | ■ | ■ | ■ | ■ | • | • |
| Elbow Chair CH20 | • | • | • | • | ■ | • | • | • | • | • | • | • | • | • | • | • | ■ | ■ |
| Emu Indoor Cushion | ■ | ■ | ■ | • | • | ■ | ■ | ■ | ■ | ■ | ■ | ■ | ■ | ■ | ■ | ■ | • | • |
| Emu Terramare | • | • | • | ■ | • | • | • | • | • | • | • | • | • | • | • | • | • | • |
| Enea | ■ | • | ■ | • | • | ■ | ■ | ■ | ■ | ■ | ■ | ■ | ■ | ■ | ■ | ■ | • | • |
| Enea Lottus | ■ | ■ | ■ | • | • | ■ | ■ | • | ■ | • | ■ | • | ■ | ■ | ■ | ■ | • | • |
| Enea Café Wood Stool | ■ | ■ | ■ | • | • | ■ | ■ | ■ | ■ | ■ | ■ | ■ | ■ | ■ | ■ | ■ | • | • |
| Enea Altzo943 | ■ | ■ | ■ | • | • | ■ | ■ | • | ■ | • | ■ | • | ■ | ■ | ■ | ■ | • | • |
| Evaneau | ■ | • | ■ | • | • | ■ | ■ | ■ | ■ | ■ | ■ | ■ | ■ | ■ | ■ | ■ | • | • |
| Exponents (Benches) | ■ | • | ■ | • | • | ■ | ■ | • | ■ | • | ■ | • | ■ | ■ | ■ | ■ | • | • |
| Holy Day | ■ | • | ■ | • | • | ■ | ■ | • | ■ | • | ■ | • | ■ | ■ | ■ | ■ | • | • |
| Joel | ■ | • | ■ | • | • | ■ | ■ | • | ■ | • | ■ | • | ■ | ■ | ■ | ■ | • | • |
| Kathryn | ■ | ■ | ■ | • | • | ■ | ■ | ■ | ■ | ■ | ■ | ■ | ■ | ■ | ■ | ■ | • | • |
| Ladderback Lounge Chair CH44 | • | • | • | • | ■ | • | • | • | • | • | • | • | • | • | • | • | ■ | ■ |
| Lagunitas | ■ | • | ■ | • | • | ■ | ■ | ■ | ■ | ■ | ■ | ■ | ■ | ■ | ■ | ■ | • | • |
| Last Minute | ■ | • | ■ | • | • | ■ | ■ | • | ■ | • | ■ | • | ■ | ■ | ■ | ■ | • | • |
| Lox | ■ | ■ | ■ | • | • | ■ | ■ | ■ | ■ | ■ | ■ | ■ | ■ | ■ | ■ | ■ | • | • |
| Massaud | ■ | • | ■ | • | • | • | • | • | ■ | • | ■ | • | ■ | ■ | ■ | ■ | • | • |
| Millbrae Contract | ■ | • | ■ | • | • | ■ | ■ | ■ | ■ | ■ | ■ | ■ | ■ | ■ | ■ | ■ | • | • |
| Millbrae Lifestyle | ■ | ■ | ■ | • | • | ■ | ■ | ■ | ■ | ■ | ■ | ■ | ■ | ■ | ■ | ■ | • | • |
| Montara650 | ■ | • | ■ | • | • | ■ | ■ | • | ■ | • | ■ | • | ■ | ■ | ■ | ■ | • | • |

▶ Matrix, continued on next page

Disclaimer: Coalesse is pleased to provide this information. However, even after preliminary approval, Coalesse reserves the right to reject fabrics/leathers when necessary if the quality or construction is not satisfactory for the item it is intended for use on. Coalesse reserves the right to evaluate data daily and make any necessary changes or improvements to the information provided. Textile recommendations do not imply a warranty for the textiles. The textile manufacturer provides all warranties for textiles. All trademarks and trade names are the property of the different manufacturers. All pricing quotes for product should be obtained from your local Sales Representative or a Coalesse Customer Service Representative. Recommendations such as backing and CAL 133 will require additional cost and may require additional lead-time. All specifications are subject to change without notice.

Leather and Faux Leather Matrix

Note: Coalesse reserves the right to reject fabrics when necessary if the quality or construction is not satisfactory for intended use. For most up to date information on fabric usage please check the fabric database on www.coalesse.com.

►Matrix, continued from previous page

| Legend | Elmosoft Grade C | Elmotique Grade E | Elmorustical Grade E | Emu Eco-Leather | Loke Leather | Brisa Grade 10 | Destiny Grade 11 | Destiny Perforated Grade 13 | Prestige Grade 11 | Prestige Perforated Grade 13 | Finesse Grade 11 | Finesse Perforated Grade 13 | Elegance Grade 12 | Panache Grade 11 | Panache Perforated Grade 13 | Ovation Grade 11 | Thor Leather | SIF Leather |
|---------------------------|------------------|-------------------|----------------------|-----------------|--------------|----------------|------------------|-----------------------------|-------------------|------------------------------|------------------|-----------------------------|-------------------|------------------|-----------------------------|------------------|--------------|-------------|
| Oculus Lounge Chair CH468 | • | • | • | • | ■ | • | • | • | • | • | • | • | • | • | • | • | ■ | ■ |
| Passerelle | ■ | • | ■ | • | • | ■ | ■ | ■ | ■ | ■ | ■ | ■ | ■ | ■ | ■ | ■ | • | • |
| Potrero 415 Light | ■ | • | • | • | • | • | • | • | • | • | • | • | • | • | • | • | • | • |
| Ripple | ■ | • | ■ | • | • | ■ | ■ | ■ | ■ | ■ | ■ | ■ | ■ | ■ | ■ | ■ | • | • |
| Shell Lounge Chair CH07 | • | • | • | • | ■ | • | • | • | • | • | • | • | • | • | • | • | ■ | ■ |
| Sidewalk | ■ | • | ■ | • | • | ■ | ■ | ■ | ■ | ■ | ■ | ■ | ■ | ■ | ■ | ■ | • | • |
| Sistema Lounge System | ■ | • | ■ | • | • | ■ | ■ | • | ■ | • | ■ | • | ■ | ■ | ■ | • | ■ | • |
| SW_1 | ■ | • | ■ | • | • | ■ | ■ | • | ■ | • | ■ | • | ■ | ■ | ■ | • | ■ | • |
| Swathmore | ■ | • | ■ | • | • | ■ | ■ | ■ | ■ | ■ | ■ | ■ | ■ | ■ | ■ | ■ | • | • |
| Swathmore Grande | ■ | • | ■ | • | • | ■ | ■ | ■ | ■ | ■ | ■ | ■ | ■ | ■ | ■ | ■ | • | • |
| Switch | ■ | • | ■ | • | • | ■ | ■ | ■ | ■ | ■ | ■ | ■ | ■ | ■ | ■ | ■ | • | • |
| Thoughtful | ■ | • | ■ | • | • | ■ | ■ | ■ | ■ | ■ | ■ | ■ | ■ | ■ | ■ | ■ | • | • |
| Together | □ | • | □ | • | • | □ | □ | • | □ | • | □ | • | □ | □ | • | ■ | • | • |
| Topo Lounge | ■ | • | ■ | • | • | ■ | ■ | • | ■ | • | ■ | • | ■ | ■ | ■ | • | ■ | • |
| Topo Mobile Lounge | ■ | • | ■ | • | • | ■ | ■ | • | ■ | • | ■ | • | ■ | ■ | ■ | • | ■ | • |
| Visalia | ■ | • | ■ | • | • | ■ | ■ | ■ | ■ | ■ | ■ | ■ | ■ | ■ | ■ | ■ | • | • |
| Wishbone Chair CH24 | • | • | • | • | ■ | • | • | • | • | • | • | • | • | • | • | • | ■ | ■ |
| Wing Lounge Chair CH445 | • | • | • | • | ■ | • | • | • | • | • | • | • | • | • | • | • | ■ | ■ |
| Wrapp | ■ | • | ■ | • | • | ■ | ■ | ■ | ■ | ■ | ■ | ■ | ■ | ■ | ■ | ■ | • | • |

Leather/Faux

Disclaimer: Coalesse is pleased to provide this information. However, even after preliminary approval, Coalesse reserves the right to reject fabrics/leathers when necessary if the quality or construction is not satisfactory for the item it is intended for use on. Coalesse reserves the right to evaluate data daily and make any necessary changes or improvements to the information provided. Textile recommendations do not imply a warranty for the textiles. The textile manufacturer provides all warranties for textiles. All trademarks and trade names are the property of the different manufacturers. All pricing quotes for product should be obtained from your local Sales Representative or a Coalesse Customer Service Representative. Recommendations such as backing and CAL 133 will require additional cost and may require additional lead-time. All specifications are subject to change without notice.

Leather Palette

Note: Coalesse reserves the right to reject fabrics when necessary if the quality or construction is not satisfactory for intended use. For most up to date information on fabric usage please check the fabric database on www.coalesse.com.

► See *Leather and Faux Leather Matrix* for availability by product list, page 28.

Grade C

Elmosoft

| | | | | | | | |
|---|---|---|---|---|--|---|---|
|  |  |  |  |  |  |  |  |
| Maritime Blue L110 | Midnight Blue L111 | Ebony L112 | Gunmetal L113 | Mica L114 | Dove Grey L115 | Plum Pleasure L116 | Truffle L122 |
|  |  |  |  |  |  |  |  |
| Red Birch L128 | Violet L132 | Espresso L133 | Ruby L134 | Scarlet L135 | Bourbon L138 | Cinder L139 | Garnet L140 |
|  |  |  |  |  |  |  |  |
| Pecan L143 | Chamois L144 | Russet L146 | Saddle L147 | White L151 | Sugar L709 | Parchment L711 | Buff L712 |
|  |  |  |  |  |  |  |  |
| Khaki L716 | Cameo L717 | Rock L721 | Desert L722 | Storm L723 | Teal L725 | Egyptian Blue L727 | Bright Blue L728 |
|  |  |  |  |  |  |  |  |
| Hunter L730 | Lemon L736 | Sunshine L737 | Drama L738 | Dazzle L740 | Forest Green L743 | Turtle L744 | Grass L745 |
|  |  |  |  |  |  |  |  |
| Envy L746 | Cigar L747 | Light Chocolate L748 | Beaver L749 | Bluffstone L750 | Sienna L751 | Oxblood L752 | Dough L753 |
|  |  |  |  |  |  |  |  |
| Acorn L754 | Peanut Butter L755 | Quinoa L756 | Dark Sand L757 | Mustard L758 | Amber Orange L759 | Bengal L760 | Periwinkle L761 |

Leather Palette

Note: Coalesse reserves the right to reject fabrics when necessary if the quality or construction is not satisfactory for intended use. For most up to date information on fabric usage please check the fabric database on www.coalesse.com.

► See *Leather and Faux Leather Matrix* for availability by product list, page 28.

Elmosoft, continued



Leather/Faux

Grade E

Elmorustical



Elmotique




Leather Palette continued

Note: Coalesse reserves the right to reject fabrics when necessary if the quality or construction is not satisfactory for intended use. For most up to date information on fabric usage please check the fabric database on www.coalesse.com.

► See *Leather and Faux Leather Matrix* for availability by product list, page 28.

Carl Hansen

Loke



5072 Loke 7210 5073 Loke 7050 5074 Loke 7270 5075 Loke 7170 5076 Loke 7150 5077 Loke 7160 507C Loke 7060 507D Loke 7100



507E Loke 7110 507F Loke 7140 507G Loke 7240 507H Loke 7310 507J Loke 7732 507K Loke 7744 507L Loke 7748 507M Loke 7763




507N Loke 7766

Thor



5394 Thor 300 5395 Thor 307 5396 Thor 306 5398 Thor 301 5399 Thor 390 539A Thor 325 539C Thor 332 539E Thor 359



539F Thor 310 539G Thor 350 539H Thor 377

SIF




507P SIF 91 507Q SIF 95 507R SIF 93 507T SIF 90



507U SIF 98 507Y SIF 92

Cowhides



507W SIF Brown/White 508D SIF Black/White

Faux Leather Palette

Note: Coalesse reserves the right to reject fabrics when necessary if the quality or construction is not satisfactory for intended use. For most up to date information on fabric usage please check the fabric database on www.coalesse.com.

► See *Leather and Faux Leather Matrix* for availability by product list, page 28.

Emu Terramare

Emu Eco-Leather



White
EC01


Brown
EC02

Grey/Green
EC03

Black
EC04

Grade 10

Brisa



Black Onyx
BR01

Truffle
BR04

Ash
BR06

Sage
BR07

Celery
BR08

Sterling Blue
BR09

Night Navy
BR10

Cambridge Blue
BR11



Abyss
BR12

Canyon **✕10/20**
BR13

Pompeia
BR14


Salsa **✕10/20**
BR15

Cinnabar
BR16

Aztec **✕10/20**
BR17

New Sand
BR18

Cream **✕10/20**
BR19



White
BR20

Moccasin
BR21

Buckskin
BR22

Prairie **✕10/20**
BR23

Mineral
BR24

Skyway
BR25

Iron
BR26

Stormy
BR27



Esmeralda
BR28

Seaweed
BR29

Bone
BR30

Carmel
BR31

Bridle
BR32

Moon
BR33

✕10/20 = Last order entry
October 18, 2020

Faux Leather Palette continued

Note: Coalesse reserves the right to reject fabrics when necessary if the quality or construction is not satisfactory for intended use. For most up to date information on fabric usage please check the fabric database on www.coalesse.com.

► See *Leather and Faux Leather Matrix* for availability by product list, page 28.

Grade 11

Destiny

| | | | | | | | |
|---|---|---|---|---|--|--|--|
|  |  |  |  |  |  |  |  |
| Black DY01 | Raisin DY02 | Blueberry DY03 | Chestnut DY04 | Cedar DY05 | Black Rose DY06 | Wine DY07 | Patine DY08 |
|  |  |  |  |  |  |  |  |
| Dune DY09 | Truffle DY10 | Oak DY11 | Newport DY12 | Evergreen DY13 | Storm DY14 | Juniper DY15 | Olive DY16 |
|  |  |  |  |  |  |  |  |
| Mocha DY17 | Ash DY18 | Butter DY21 | Deep Red DY23 | Eggshell DY24 | Parchment DY26 | Periwinkle DY27 | Royal Purple DY30 |
|  |  |  |  |  |  | | |
| Saddle DY31 | Cactus Green DY32 | Cypress DY33 | Mink DY34 | Football DY35 | Root DY36 | | |

Faux Leather Palette

Note: Coalesse reserves the right to reject fabrics when necessary if the quality or construction is not satisfactory for intended use. For most up to date information on fabric usage please check the fabric database on www.coalesse.com.

► See *Leather and Faux Leather Matrix* for availability by product list, page 28.

Finesse



Leather/Faux

Ovation



Faux Leather Palette continued

Note: Coalesse reserves the right to reject fabrics when necessary if the quality or construction is not satisfactory for intended use. For most up to date information on fabric usage please check the fabric database on www.coalesse.com.

► See *Leather and Faux Leather Matrix* for availability by product list, page 28.

Panache



Prestige



Grade 12

Elegance



Coalesse

Faux Leather Palette

Wood

Wood

Standard Wood Finishes

Coalesse's primary wood finish, Clarity, is a water-borne UV topcoat, which protects the environment while providing exceptional durability and resistance to water and chemical stains. Contoured products, such as wood guest chairs and occasional tables, are finished with post-catalyzed vinyl, which provides similar properties and matches the sheen and color of Clarity. Due to natural variations in wood, finished products may vary from samples in color, texture, and grain.

Wood will develop a deep, rich patina over time as the wood ages. Mineral streaks, gum pockets, and pin knots are some of the unique characteristics that are visible in veneers and solids.

All wood products will darken with age and exposure to ultraviolet light. This is especially apparent with cherry and maple veneer.

When storing your wood furniture, please follow the following guidelines:

- Do not store products in trailers
- Store products in areas that simulate office temperatures (60°F to 90°F)
- Store products in areas that maintain constant, office-like humidity levels
- Keep product away from light. Cover products to make sure they are not exposed to light.

Samples contact Customer Service at 1.800.627.6770

Steelcase Wood Finishes

Coalesse will match current Steelcase wood finishes at no upcharge. Finish matches are for color only and do not match the Steelcase finish in sheen. Samples will be provided upon request from Customer Service at 1.800.627.6770 and will be produced within 10 working days.

Stain-To-Match Wood Finish on cherry, maple, walnut, or oak

Coalesse will Stain-To-Match any wood finish at no upcharge. Samples submitted for matching must be at least 12" x 12" in surface dimension. Customers must specify cherry, maple, oak, or walnut species. Coalesse will produce a strike-off within 5 working days following acknowledgment of the order. Coalesse will not schedule the order for production until the strike-off has been approved and received by Coalesse.

Steelcase Select Surfaces

Composite veneers, planked veneers, and natural veneers

Coalesse offers Steelcase composite, planked, and natural wood veneers in addition to the standard Steelcase veneer palette. These finishes have intentional and natural variations that include, but are not limited to: character marks, grain pattern, color, and natural color aging. Please note that because these finishes are part of Steelcase Select Surfaces, they may have additional lead times.

Painted MDF

The painted medium density fiberboard (MDF) is utilizing molding grade MDF, therefore, the 45 lb density is consistent throughout the entire thickness of the board. This allows for a smooth edge when painted. Three coats of water reducible finish is applied to the board in a milk or black. The painted MDF has durability and care properties like a wood veneer, thus, must be treated as such.

Veneer Specifications Cherry

- American Black Cherry
- Flat-cut, plain sliced/book matched
- Quarter-cut/book matched
- Narrow cathedrals, mild grain, minimal pitch
- 5-10" wide leaves of 1/42" thick veneer, balanced on panel
- No gaps between leaves
- PB (particle board) core
- Low sheen 15 or high sheen 35

Maple

- Eastern Hard White Maple
- Flat-cut, plain sliced/slip matched
- Quarter-cut/book matched
- Narrow cathedrals, mild grain, minimal pitch
- 5-10" wide leaves of 1/42" thick veneer, balanced on panel
- No gaps between leaves
- PB (particle board) core
- Low sheen 15 or high sheen 35

Oak

- White Oak
- Rift-cut
- Slip match
- Mild grain
- 4-8" wide leaves of 1/42" thick veneer, balanced on panel
- No gaps between leaves
- PB (particle board) core
- Low sheen 15 or high sheen 35

Walnut

- American Black Walnut
- Flat-cut, plain sliced/book matched
- Quarter-cut/book matched
- Narrow cathedrals, mild grain
- 5-10" wide leaves of 1/42" thick veneer, balanced on panel
- No gaps between leaves
- PB (particle board) core
- Low sheen 15 or high sheen 35

Exclusive (by product)

Teak

- Quarter-cut/book match
- 15 sheen

Ash (Grey)

- Quarter-cut/book match
- 15 sheen

Flat-Cut – High Sheen

Grade 1

- V10C FC/HS Natural Cherry
- V11C FC/HS Clear Cherry
- V12C FC/HS Medium Amber Cherry
- V13C FC/HS Dark Cherry
- V10M FC/HS Clear Maple
- V11M FC/HS Natural Beech on Maple
- V12M FC/HS Medium Maple
- V10W FC/HS Natural Walnut
- V11W FC/HS Clear Walnut
- V12W FC/HS Medium Walnut
- V13W FC/HS Black Walnut
- V14W FC/HS Dark Walnut

Flat-Cut – Low Sheen

Grade 1

- V1AC FC/LS Natural Cherry
- V1BC FC/LS Clear Cherry
- V1CC FC/LS Medium Amber Cherry
- V1DC FC/LS Dark Cherry
- V1AM FC/LS Clear Maple
- V1BM FC/LS Natural Beech on Maple
- V1CM FC/LS Medium Maple
- V1AW FC/LS Natural Walnut
- V1BW FC/LS Clear Walnut
- V1CW FC/LS Medium Walnut
- V1EW FC/LS Dark Walnut

Rift-Cut – High Sheen

Grade 1

- V30K RC/HS Natural Oak
- V31K RC/HS Desert Oak
- V32K RC/HS Medium Brown Oak
- V33K RC/HS Medium Gray Oak
- V34K RC/HS Black Brown Oak

Rift-Cut – Low Sheen

Grade 1

- V3AK RC/LS Natural Oak
- V3BK RC/LS Desert Oak
- V3CK RC/LS Medium Brown Oak
- V3DK RC/LS Medium Gray Oak
- V3EK RC/LS Black Brown Oak

Quarter-Cut – High Sheen

Grade 2

- V20C QC/HS Natural Cherry
- V21C QC/HS Clear Cherry
- V22C QC/HS Medium Amber Cherry
- V23C QC/HS Dark Cherry
- V20M QC/HS Clear Maple
- V21M QC/HS Natural Beech on Maple
- V22M QC/HS Medium Maple
- V20W QC/HS Natural Walnut
- V21W QC/HS Clear Walnut
- V22W QC/HS Medium Walnut
- V23W QC/HS Black Walnut
- V24W QC/HS Dark Walnut

FC=Flat-Cut
RC=Rift-Cut
QC=Quarter-Cut
WL=Wedge Lay-up
HS=High Sheen
LS=Low Sheen

Wood

Tip: When specifying for hardwood chairs and occasional tables, select from Flat-Cut or Rift-Cut style numbers only.

Quarter-Cut – Low Sheen

Grade 2

- V2AA QC/LS Ash Natural FSC
- V2AC QC/LS Natural Cherry
- V2BC QC/LS Clear Cherry
- V2CC QC/LS Medium Amber Cherry
- V2DC QC/LS Dark Cherry
- V2AM QC/LS Clear Maple
- V2BM QC/LS Natural Beech on Maple
- V2CM QC/LS Medium Maple
- V2AW QC/LS Natural Walnut
- V2BW QC/LS Clear Walnut
- V2CW QC/LS Medium Walnut
- V2EW QC/LS Dark Walnut
- V2AT QC/LS Teak Natural Raw FSC

Wedge Lay-up* – Flat-Cut – High Sheen

Grade 1

- W10C WC/FC/HS Natural (Raw) Cherry
- W11C WC/FC/HS Clear Cherry
- W12C WC/FC/HS Medium Amber Cherry
- W13C WC/FC/HS Dark Cherry
- W10M WC/FC/HS Clear Maple
- W11M WC/FC/HS Natural Beech on Maple
- W12M WC/FC/HS Medium Maple
- W10W WC/FC/HS Natural (Raw) Walnut
- W11W WC/FC/HS Clear Walnut
- W12W WC/FC/HS Medium Walnut
- W13W WC/FC/HS Dark Walnut
- W14W WC/FC/HS Dark Walnut

Wedge Lay-up* – Flat-Cut – Low Sheen

Grade 1

- W1AC WC/FC/LS Natural (Raw) Cherry
- W1BC WC/FC/LS Clear Cherry
- W1CC WC/FC/LS Medium Amber Cherry
- W1DC WC/FC/LS Dark Cherry
- W1AM WC/FC/LS Clear Maple
- W1BM WC/FC/LS Natural Beech on Maple
- W1CM WC/FC/LS Medium Maple
- W1AW WC/FC/LS Natural (Raw) Walnut
- W1BW WC/FC/LS Clear Walnut
- W1CW WC/FC/LS Medium Walnut
- W1EW WC/FC/LS Dark Walnut

Wedge Lay-up* – Rift-Cut – High Sheen

Grade 1

- W30K WC/RC/HS Natural (Raw) Oak
- W31K WC/RC/HS Desert Oak
- W32K WC/RC/HS Medium Brown Oak
- W33K WC/RC/HS Medium Gray Oak
- W34K WC/RC/HS Black Brown Oak

Wedge Lay-up* – Rift-Cut – Low Sheen

Grade 1

- W3AK WC/RC/LS Natural (Raw) Oak
- W3BK WC/RC/LS Desert Oak
- W3CK WC/RC/LS Medium Brown Oak
- W3DK WC/RC/LS Medium Gray Oak
- W3EK WC/RC/LS Black Brown Oak

- FC=Flat-Cut
- RC=Rift-Cut
- QC=Quarter-Cut
- WL=Wedge Lay-up
- HS=High Sheen
- LS=Low Sheen
- OP=Open Pore
- **E** = Established

Wedge Lay-up* – Quarter-Cut – High Sheen

Grade 2

- W20C WC/QC/HS Natural (Raw) Cherry
- W21C WC/QC/HS Clear Cherry
- W22C WC/QC/HS Medium Amber Cherry
- W23C WC/QC/HS Dark Cherry
- W20M WC/QC/HS Clear Maple
- W21M WC/QC/HS Natural Beech on Maple
- W22M WC/QC/HS Medium Maple
- W20W WC/QC/HS Natural (Raw) Walnut
- W21W WC/QC/HS Clear Walnut
- W22W WC/QC/HS Medium Walnut
- W23W WC/QC/HS Black Walnut
- W24W WC/QC/HS Dark Walnut

Wedge Lay-up* – Quarter-Cut – Low Sheen

Grade 2

- W2AC WC/QC/LS Natural (Raw) Cherry
- W2BC WC/QC/LS Clear Cherry
- W2CC WC/QC/LS Medium Amber Cherry
- W2DC WC/QC/LS Dark Cherry
- W2AM WC/QC/LS Clear Maple
- W2BM WC/QC/LS Natural Beech on Maple
- W2CM WC/QC/LS Medium Maple
- W2AW WC/QC/LS Natural (Raw) Walnut
- W2BW WC/QC/LS Clear Walnut
- W2CW WC/QC/LS Medium Walnut
- W2EW WC/QC/LS Dark Walnut

*Available on select tables, refer to pricing pages in the Coalesse Specification Guides for availability.

Steelcase Veneers, Open Pore Only

Grade 1

Ash, Quarter-Cut

- 3042 QC/OP Ash

Cherry, Flat-Cut

- 3402 FC/OP Clear Cherry
- 3412 FC/OP Natural Cherry **E**
- 3422 FC/OP Medium Cherry

Maple, Flat-Cut

- 3522 FC/OP Clear Maple
- 3572 FC/OP Amber on Maple **E**
- 3582 FC/OP Winter on Maple **E**
- 3592 FC/OP Blonde on Maple

Maple, Quarter-Cut

- 3222 QC/OP Clear Maple
- 3272 QC/OP Amber on Maple **E**
- 3292 QC/OP Blonde on Maple

Walnut, Flat-Cut

- 3062 FC/OP Graphite Walnut
- 3342 FC/OP Black Walnut*
- 3702 FC/OP Clear Walnut
- 3712 FC/OP Natural Walnut
- 3722 FC/OP Dark Mahogany on Walnut
- 3752 FC/OP Medium Walnut
- 3762 FC/OP Dark Walnut
- 3772 FC/OP Medium Mahogany on Walnut

Walnut, Quarter-Cut

- 3302 QC/OP Clear Walnut
- 3312 QC/OP Natural Walnut
- 3322 QC/OP Dark Mahogany on Walnut
- 3352 QC/OP Medium Walnut
- 3362 QC/OP Dark Walnut
- 3372 QC/OP Medium Mahogany on Walnut
- 3382 QC/OP Graphite Walnut
- 3392 QC/OP Black Walnut*

Oak, Rift-Cut

- 3602 RC/OP Desert Oak
- 3612 RC/OP Warm Oak **E**
- 3692 RC/OP Espresso Oak

Premium Wood, Quarter-Cut

- 3032 QC/OP Dark Thin Line Bamboo
- 3052 QC/OP Ribbon Sapele
- 3832 QC/OP Figured Anegre
- 3842 QC/OP Figured Makore

Grade 2

Walnut, Flat-Cut

- 3082 FC/OP Washed Walnut*

Steelcase Select Surfaces Veneers, Open Pore Only

Composite Veneer, Flat-Cut

- 3JDX FC/OP Oak Composite
- 3JFX FC/OP Maple Composite
- 3JHX FC/OP Cherry Composite
- 3JXX FC/OP Walnut Composite

Composite Veneer, Quarter-Cut

- 3F8X QC/OP European Walnut Composite
- 3GAX QC/OP Gold Teak Composite
- 3GFX QC/OP Rosewood Composite
- 3GGX QC/OP Zebrano Composite
- 3HGX QC/OP Oak Composite
- 3HVX QC/OP Walnut Composite
- 3JEX QC/OP Maple Composite
- 3JGX QC/OP Cherry Composite
- 3ZNX QC/OP Dark Cerused Oak Composite

Natural Veneer

- 32A2 QC/OP Blanch Maple
- 33A2 QC/OP Thunder Walnut
- 35A2 FC/OP Blanch Maple
- 36A2 RC/OP Volcanic Oak
- 37A2 FC/OP Thunder Walnut

Planked Veneer

- 3P41 OP Planked Cherry
- 3P51 OP Planked Maple
- 3P61 OP Planked Oak
- 3P71 OP Planked Walnut

*Because these finishes are part of Steelcase Select Surfaces, they may have additional lead times.

Wood continued

Applies to: Carl Hansen and Son

- : 3103 Oak/Walnut Oil
- : 3105 Oak/Walnut Lacquer
- : 3208 Azure Blue
- : 3209 Light Blue
- : 3210 Petrol Blue
- : 3211 Spring Green
- : 3213 Light Green
- : 3216 Lime Green
- : 3218 Mint Green
- : 3219 Dark Purple
- : 3220 Lavender Purple
- : 3221 Light Purple
- : 3223 Ivory White
- : 3225 Oak Soap
- : 3227 Oak Oil
- : 3228 Anthracite Gray
- : 3229 Red Brown
- : 3233 Smoked Oak Oil
- : 3235 Black Painted Oak
- : 3236 Olive Green
- : 3237 Purple Blue
- : 3238 Steel Blue
- : 3239 Petrol Green
- : 3246 Natural White
- : 3247 Dark Blue
- : 3248 Orange Red
- : 3251 Berry Red
- : 3253 Grass Green
- : 3255 Oak Lacquer
- : 3265 Oak White Oil
- : 3267 Silver Gray
- : 3268 Vanilla White
- : 3269 Black
- : 3325 Walnut Lacquer
- : 3335 Walnut Oil
- : 3407 Cherry Lacquer
- : 3417 Cherry Oil
- : 3603 Ash Soap
- : 3605 Ash Oil
- : 3615 Ash Lacquer
- : 3645 Ash White Oil
- : 3733 Beech Soap
- : 3745 Beech Lacquer
- : 3753 Beech Oil
- : 3783 Smoked Oak Lacquer
- : 3795 Ash Black

Painted MDF

Applies to: Exponents

- V145 Milk
- V197 Black

Coalesse

Wood

Wood

Hardwood Matrix

For Collaboration Chair Bases, Guest Chairs, Occasional Tables, and Lounge Chairs

Legend

- = Not available
- = Available
- M = Stain color only on maple
- B = Stain color on Beech
- ▶ See specification pages in the Coalesse Specification Guides for details.

| | Maple Flat-Cut – High Sheen | Maple Flat-Cut – Low Sheen | Maple Quarter-Cut – High Sheen | Maple Quarter-Cut – Low Sheen | Cherry Flat-Cut – High Sheen | Cherry Flat-Cut – Low Sheen | Cherry Quarter-Cut – High Sheen | Cherry Quarter-Cut – Low Sheen | Oak Rift-Cut – High Sheen | Oak Rift-Cut – Low Sheen | Walnut Flat-Cut – High Sheen | Walnut Flat-Cut – Low Sheen | Walnut Quarter-Cut – High Sheen | Walnut Quarter-Cut – Low Sheen | Teak Quarter-Cut – High Sheen | Teak Quarter-Cut – Low Sheen | Grey Ash – High Sheen | Grey Ash – Low Sheen | Carl Hansen Exclusive Wood Finishes |
|------------------------------|-----------------------------|----------------------------|--------------------------------|-------------------------------|------------------------------|-----------------------------|---------------------------------|--------------------------------|---------------------------|--------------------------|------------------------------|-----------------------------|---------------------------------|--------------------------------|-------------------------------|------------------------------|-----------------------|----------------------|-------------------------------------|
| Seating | | | | | | | | | | | | | | | | | | | |
| Bix Podium Drawer Front | ■ | • | ■ | • | ■ | • | ■ | • | ■ | • | ■ | • | ■ | • | • | • | • | • | • |
| CH53 Stool | • | • | • | • | • | • | • | • | • | • | • | • | • | • | • | • | • | • | ■ |
| CH88 Chair | • | • | • | • | • | • | • | • | • | • | • | • | • | • | • | • | • | • | ■ |
| Circa* | • | • | ■ | ■ | • | • | • | • | ■ | ■ | • | • | ■ | ■ | • | • | • | • | • |
| Coupe | ■ | ■ | • | • | M | M | • | • | M | M | ■ | ■ | • | • | • | • | • | • | • |
| Elbow Chair CH20 | • | • | • | • | • | • | • | • | • | • | • | • | • | • | • | • | • | • | ■ |
| Enea | ■ | ■ | • | • | M | M | • | • | M | M | M | M | • | • | • | • | • | • | • |
| Enea Alto943 | • | • | • | • | • | • | • | • | • | ■ | • | • | • | • | • | • | • | • | • |
| Enea Café Wood Stool** | • | • | • | • | • | • | • | • | • | ■ | • | • | • | • | • | • | • | • | • |
| Kathryn | B | B | • | • | B | B | • | • | B | B | B | B | • | • | • | • | • | • | • |
| Ladderback Lounge Chair CH44 | • | • | • | • | • | • | • | • | • | • | • | • | • | • | • | • | • | • | ■ |
| Paddle Lounge Chair CH25 | • | • | • | • | • | • | • | • | • | • | • | • | • | • | • | • | • | • | ■ |
| Passerelle | ■ | ■ | • | • | M | M | • | • | M | M | M | M | • | • | • | • | • | • | • |
| Sidewalk | ■ | ■ | • | • | M | M | • | • | M | M | M | M | • | • | • | • | • | • | • |
| Sistema Lounge System | • | • | • | • | • | • | • | • | • | ■ | • | • | • | • | • | • | • | • | • |
| Swathmore | ■ | ■ | • | • | M | M | • | • | M | M | M | M | • | • | • | • | • | • | • |
| Swathmore Grande | ■ | ■ | • | • | M | M | • | • | M | M | M | M | • | • | • | • | • | • | • |
| Thoughtful | ■ | ■ | • | • | • | • | • | • | • | • | ■ | ■ | • | • | • | • | • | • | • |
| Shell Lounge Chair CH07 | • | • | • | • | • | • | • | • | • | • | • | • | • | • | • | • | • | • | ■ |
| Wishbone Chair CH24 | • | • | • | • | • | • | • | • | • | • | • | • | • | • | • | • | • | • | ■ |

* Oak is available on cylinder wood leg only. Maple and Walnut is available on tapered wood leg only.

** V3AK Natural Oak only.

▶ Matrix, continued on next page

Hardwood Matrix

For Collaboration Chair Bases, Guest Chairs, Occasional Tables, and Lounge Chairs

► Matrix, continued from previous page

Legend

- = Not available
- = Available
- = Stain color only on maple
- See specification pages in the Coalesse Specification Guides for details.

| | Maple Flat-Cut – High Sheen | Maple Flat-Cut – Low Sheen | Maple Quarter-Cut – High Sheen | Maple Quarter-Cut – Low Sheen | Cherry Flat-Cut – High Sheen | Cherry Flat-Cut – Low Sheen | Cherry Quarter-Cut – High Sheen | Cherry Quarter-Cut – Low Sheen | Oak Rift-Cut – High Sheen | Oak Rift-Cut – Low Sheen | Walnut Flat-Cut – High Sheen | Walnut Flat-Cut – Low Sheen | Walnut Quarter-Cut – High Sheen | Walnut Quarter-Cut – Low Sheen | Teak Quarter-Cut – Low Sheen | Grey Ash – Low Sheen | Carl Hansen Exclusive Wood Finishes |
|--|-----------------------------|----------------------------|--------------------------------|-------------------------------|------------------------------|-----------------------------|---------------------------------|--------------------------------|---------------------------|--------------------------|------------------------------|-----------------------------|---------------------------------|--------------------------------|------------------------------|----------------------|-------------------------------------|
| Occasional Tables | | | | | | | | | | | | | | | | | |
| Bix Tables | ■ | ■ | ■ | ■ | ■ | ■ | ■ | ■ | ■ | ■ | ■ | ■ | ■ | ■ | • | • | • |
| CG_1 | • | • | • | • | • | • | • | • | ■ | ■ | ■ | ■ | ■ | ■ | • | • | • |
| CH008 Coffee Tables | • | • | • | • | • | • | • | • | • | • | • | • | • | • | • | • | ■ |
| CH327 Dining Table | • | • | • | • | • | • | • | • | • | • | • | • | • | • | • | • | ■ |
| Circa* | • | • | ■ | ■ | • | • | • | • | ■ | ■ | • | • | ■ | ■ | • | • | • |
| Denizen Tablet | • | • | • | ■ | • | • | • | • | ■ | • | • | • | • | ■ | ■ | ■ | • |
| Diekman | ■ | ■ | • | • | ■ | ■ | • | • | ■ | ■ | ■ | ■ | ■ | • | • | • | • |
| Enea | ■ | ■ | • | • | ■ | ■ | • | • | ■ | ■ | ■ | ■ | ■ | • | • | • | • |
| Holy Day | • | • | • | • | • | • | • | • | ■ | ■ | ■ | ■ | ■ | • | • | • | • |
| Passerelle | ■ | ■ | • | • | ■ | ■ | • | • | ■ | ■ | ■ | ■ | ■ | • | • | • | • |
| Collaboration and Conference Tables | | | | | | | | | | | | | | | | | |
| Potrero415 Light** | • | • | • | • | • | • | • | • | ■ | ■ | • | • | • | • | • | • | • |

* Oak is available on cylinder wood leg only. Maple and Walnut is available on tapered wood leg only.

** Potrero415 Light wood legs are solid oak.

Hardwood Stains Palette

For Collaboration Chair Bases, Guest Chairs, Occasional Tables, and Lounge Chairs

► See *Hardwood Matrix* for availability by product list, page 42.

Tip: When specifying for hardwood chairs, lounge chairs, and occasional tables select from Flat-Cut or Rift-Cut finish numbers only.

High Sheen



Clear Maple
V10M

Natural Beech
on Maple
V11M

Medium Maple
V12M

Natural Cherry
V10C

Clear Cherry
V11C

Medium Amber
Cherry
V12C

Dark Cherry
V13C

Natural Walnut
V10W



Clear Walnut
V11W

Medium Walnut
V12W

Black Walnut
V13W

Dark Walnut
V14W

All stains on maple except:
Holy Day-stain on Oak and Walnut
Kathryn-stain on Beech
Circa-Maple on Maple; Walnut on Walnut
Coupe-Maple, Cherry, and Oak on Maple; Walnut on Walnut

Low Sheen



Clear Maple
V1AM

Natural Beech
on Maple
V1BM

Medium Maple
V1CM


Natural Cherry
V10C

Clear Cherry
V1BC

Medium Amber
Cherry
V1CC

Dark Cherry
V1DC

Natural Walnut
V1AW




Clear Walnut
V1BW

Medium Walnut
V1CW

Dark Walnut
V1EW

All stains on maple except:
Holy Day-stain on Oak and Walnut
Kathryn-stain on Beech
Circa-Maple on Maple; Walnut on Walnut
Coupe-Maple, Cherry, and Oak on Maple; Walnut on Walnut

High Sheen



Natural Oak
V30K

Desert Oak
V31K

Medium Brown Oak
V32K

Medium Gray Oak
V33K

Black Brown Oak
V34K

All stains on maple except:
Holy Day-stain on Oak and Walnut
Kathryn-stain on Beech
Circa-Oak on Oak
Coupe-Maple, Cherry, and Oak on Maple; Walnut on Walnut

Low Sheen



Natural Oak
V3AK

Desert Oak
V3BK

Medium Brown Oak
V3CK

Medium Gray Oak
V3DK

Black Brown Oak
V3EK

All stains on maple except:
Holy Day-stain on Oak and Walnut
Kathryn-stain on Beech
Circa-Oak on Oak
Coupe-Maple, Cherry, and Oak on Maple; Walnut on Walnut

Hardwood Stains Palette

For Collaboration Chair Bases, Guest Chairs, Occasional Tables, and Lounge Chairs

► See *Hardwood Matrix* for availability by product list, page 42.

Tip: When specifying for hardwood chairs, lounge chairs, and occasional tables select from Flat-Cut or Rift-Cut finish numbers only.

Carl Hansen Wood

| | | | | | | | |
|---|---|---|---|---|--|---|---|
|  |  |  |  |  |  |  |  |
| Azure Blue 3208 | Light Blue 3209 | Petrol Blue 3210 | Spring Green 3211 | Light Green 3213 | Lime Green 3216 | Mint Green 3218 | Dark Purple 3219 |
|  |  |  |  |  |  |  |  |
| Lavender Purple 3220 | Light Purple 3221 | Ivory White 3223 | Oak Soap 3225 | Oak Oil 3227 | Anthracite Gray 3228 | Red Brown 3229 | Smoked Oak Oil 3233 |
|  |  |  |  |  |  |  |  |
| Black Painted Oak 3235 | Olive Green 3236 | Purple Blue 3237 | Steel Blue 3238 | Petrol Green 3239 | Natural White 3246 | Dark Blue 3247 | Orange Red 3248 |
|  |  |  |  |  |  |  |  |
| Berry Red 3251 | Grass Green 3253 | Oak Lacquer 3255 | Oak White Oil 3265 | Silver Gray 3267 | Vanilla White 3268 | Black 3269 | Walnut Lacquer 3325 |
|  |  |  |  |  |  |  |  |
| Walnut Oil 3335 | Cherry Lacquer 3407 | Cherry Oil 3417 | Ash Soap 3603 | Ash Oil 3605 | Ash Lacquer 3615 | Ash White Oil 3645 | Beech Soap 3733 |
|  |  |  |  | | | | |
| Beech Lacquer 3745 | Beech Oil 3753 | Smoked Oak Lacquer 3783 | Ash Black 3795 | | | | |

Wood

Veneer Matrix

For Conference and Multipurpose Tables, Storage, Casegoods, and Occasional Tables, and Seating

Legend

- = Not available
- = Available
- ◻ = Stain color only
- ▶ See specification pages for details.

Note: This matrix includes both Coalesse and Steelcase veneers.

| | Maple Flat-Cut – High Sheen | Maple Flat-Cut – Low Sheen | Maple Quarter-Cut – High Sheen | Maple Quarter-Cut – Low Sheen | Cherry Flat-Cut – High Sheen | Cherry Flat-Cut – Low Sheen | Cherry Quarter-Cut – High Sheen | Cherry Quarter-Cut – Low Sheen | Oak Rift-Cut – High Sheen | Oak Rift-Cut – Low Sheen | Walnut Flat-Cut – High Sheen | Walnut Flat-Cut – Low Sheen | Walnut Quarter-Cut – High Sheen | Walnut Quarter-Cut – Low Sheen | Teak Quarter-Cut – Low Sheen | Grey Ash – Low Sheen | Wedge Cut Veneers – Any Species*** | Transolid – Corian | Exclusive Finishes for Trees | Milk MDF | Black MDF | Composite Flat-Cut—Select Surfaces | Composite Quarter-Cut—Select Surfaces | Planked Veneers—Select Surfaces | Natural Veneers—Select Surfaces |
|-----------------------------|-----------------------------|----------------------------|--------------------------------|-------------------------------|------------------------------|-----------------------------|---------------------------------|--------------------------------|---------------------------|--------------------------|------------------------------|-----------------------------|---------------------------------|--------------------------------|------------------------------|----------------------|------------------------------------|--------------------|------------------------------|----------|-----------|------------------------------------|---------------------------------------|---------------------------------|---------------------------------|
| Tables and Casegoods | | | | | | | | | | | | | | | | | | | | | | | | | |
| Bix Tables | ■ | ■ | ■ | ■ | ■ | ■ | ■ | ■ | ■ | ■ | ■ | ■ | ■ | ■ | ■ | ■ | ■ | ■ | ■ | ■ | ■ | ■ | ■ | ■ | |
| CG_1 | ■ | ■ | ■ | ■ | ■ | ■ | ■ | ■ | ■ | ■ | ■ | ■ | ■ | ■ | ■ | ■ | ■ | ■ | ■ | ■ | ■ | ■ | ■ | ■ | |
| Circa Tables | • | • | ■ | ■ | • | • | • | • | ■ | ■ | • | • | ■ | ■ | • | • | • | • | • | • | • | • | • | • | |
| Denizen Casegoods | • | • | ■ | ■ | • | • | ■ | ■ | ■ | ■ | • | • | ■ | ■ | ■ | ■ | ■ | ■ | ■ | ■ | ■ | ■ | ■ | ■ | |
| Denizen Tables | • | • | ■ | ■ | • | • | ■ | ■ | ■ | ■ | • | • | ■ | ■ | ■ | ■ | ■ | ■ | ■ | ■ | ■ | ■ | ■ | ■ | |
| E-Tables 2 | ■ | ■ | ■ | ■ | ■ | ■ | ■ | ■ | ■ | ■ | ■ | ■ | ■ | ■ | ■ | ■ | ■ | ■ | ■ | ■ | ■ | ■ | ■ | ■ | |
| Enea | ■ | ■ | • | • | ◻ | ◻ | • | • | ◻ | ◻ | ◻ | ◻ | ◻ | ◻ | ◻ | ◻ | ◻ | ◻ | ◻ | ◻ | ◻ | ◻ | ◻ | ◻ | |
| Enea Lottus | ■ | ■ | ■ | ■ | ■ | ■ | ■ | ■ | ■ | ■ | ■ | ■ | ■ | ■ | ■ | ■ | ■ | ■ | ■ | ■ | ■ | ■ | ■ | ■ | |
| Exponents | ■ | ■ | ■ | ■ | ■ | ■ | ■ | ■ | ■ | ■ | ■ | ■ | ■ | ■ | ■ | ■ | ■ | ■ | ■ | ■ | ■ | ■ | ■ | ■ | |
| Host Collection | ■ | ■ | ■ | ■ | ■ | ■ | ■ | ■ | ■ | ■ | ■ | ■ | ■ | ■ | ■ | ■ | ■ | ■ | ■ | ■ | ■ | ■ | ■ | ■ | |
| Lagunitas Tables | ■ | ■ | ■ | ■ | ■ | ■ | ■ | ■ | ■ | ■ | ■ | ■ | ■ | ■ | ■ | ■ | ■ | ■ | ■ | ■ | ■ | ■ | ■ | ■ | |
| Lagunitas Focus Nook | ■ | ■ | ■ | ■ | ■ | ■ | ■ | ■ | ■ | ■ | ■ | ■ | ■ | ■ | ■ | ■ | ■ | ■ | ■ | ■ | ■ | ■ | ■ | ■ | |
| Montara650 | ■ | ■ | ■ | ■ | ■ | ■ | ■ | ■ | ■ | ■ | ■ | ■ | ■ | ■ | ■ | ■ | ■ | ■ | ■ | ■ | ■ | ■ | ■ | ■ | |
| Potrero415 | ■ | ■ | ■ | ■ | ■ | ■ | ■ | ■ | ■ | ■ | ■ | ■ | ■ | ■ | ■ | ■ | ■ | ■ | ■ | ■ | ■ | ■ | ■ | ■ | |
| Potrero415 Light | ■ | ■ | ■ | ■ | ■ | ■ | ■ | ■ | ■ | ■ | ■ | ■ | ■ | ■ | ■ | ■ | ■ | ■ | ■ | ■ | ■ | ■ | ■ | ■ | |
| Reunion Collection | ■ | ■ | ■ | ■ | ■ | ■ | ■ | ■ | ■ | ■ | ■ | ■ | ■ | ■ | ■ | ■ | ■ | ■ | ■ | ■ | ■ | ■ | ■ | ■ | |
| Sebastopol | • | • | • | • | ◻ | ◻ | ◻ | ◻ | ■ | ■ | ■ | ■ | ■ | ■ | ■ | ■ | ■ | ■ | ■ | ■ | ■ | ■ | ■ | ■ | |
| Sistema Lounge System | • | • | • | • | • | • | • | • | ■ | ■ | ■ | ■ | ■ | ■ | ■ | ■ | ■ | ■ | ■ | ■ | ■ | ■ | ■ | ■ | |
| SW_1 | ■ | ■ | ■ | ■ | ■ | ■ | ■ | ■ | ■ | ■ | ■ | ■ | ■ | ■ | ■ | ■ | ■ | ■ | ■ | ■ | ■ | ■ | ■ | ■ | |
| Trees | • | • | • | • | • | • | • | • | • | • | • | • | • | • | • | • | • | ■ | • | • | • | • | • | • | |
| Seating | | | | | | | | | | | | | | | | | | | | | | | | | |
| Enea Café Wood Stool* | • | • | • | • | • | • | • | • | ■ | • | • | • | • | • | • | • | • | • | • | • | • | • | • | • | |
| Montara650** | • | • | • | • | • | • | • | • | ■ | • | • | • | • | • | • | • | • | • | • | • | • | • | • | • | |

* V3AK Natural Oak only
 ** Select colors only: VP01, VP02, VP03, VP04, and VP05
 *** Select styles only

Veneer Palette

For Conference and Multipurpose Tables, Storage, Casegoods, Occasional Tables, and Seating

► See *Veneer Matrix* for availability by product list, page 46.

Flat-Cut – High Sheen



Clear Maple
V10M

Natural Beech
on Maple
V11M

Medium Maple
V12M

Natural Cherry
V10C

Clear Cherry
V11C

Medium Amber
Cherry
V12C

Dark Cherry
V13C

Natural Walnut
V10W



Clear Walnut
V11W

Medium Walnut
V12W

Black Walnut
V13W

Dark Walnut
V14W

Flat-Cut – Low Sheen



Clear Maple
V1AM

Natural Beech
on Maple
V1BM

Medium Maple
V1CM

Natural Cherry
V10C

Clear Cherry
V1BC

Medium Amber
Cherry
V1CC

Dark Cherry
V1DC

Natural Walnut
V1AW




Clear Walnut
V1BW

Medium Walnut
V1CW

Dark Walnut
V1EW

Rift-Cut – High Sheen



Natural Oak
V30K


Desert Oak
V31K

Medium Brown Oak
V32K

Medium Gray Oak
V33K

Black Brown Oak
V34K

Rift-Cut – Low Sheen



Natural Oak
V3AK

Desert Oak
V3BK

Medium Brown Oak
V3CK

Medium Gray Oak
V3DK

Black Brown Oak
V3EK

Veneer Palette continued

For Conference and Multipurpose Tables, Storage, Casegoods, Occasional Tables, and Seating

► See *Veneer Matrix* for availability by product list, page 46.

Quarter-Cut – High Sheen




Clear Maple
V20M



Natural Beech
on Maple
V21M




Medium Maple
V22M



Natural Cherry
V20C



Clear Cherry
V21C



Medium Amber
Cherry
V22C



Dark Cherry
V23C



Natural Walnut
V20W



Clear Walnut
V21W



Medium Walnut
V22W



Dark Walnut
V24W



Black Walnut
V23W

Quarter-Cut – Low Sheen




Clear Maple
V2AM



Natural Beech
on Maple
V2BM



Medium Maple
V2CM



Natural Cherry
V2AC



Clear Cherry
V2BC



Medium Amber
Cherry
V2CC




Dark Cherry
V2DC



Natural Walnut
V2AW



Clear Walnut
V2BW



Medium Walnut
V2CW



Dark Walnut
V2EW

Veneer Palette

For Conference and Multipurpose Tables, Storage, Casegoods, Occasional Tables, and Seating

► See *Veneer Matrix* for availability by product list, page 46.

Steelcase Veneers (open pore only)

Ash – Quarter-Cut



Ash
3042

Cherry – Flat-Cut



Clear Cherry
3402



Natural Cherry **E**
3412



Medium Cherry
3422

Maple – Flat-Cut



Clear Maple
3522



Amber on Maple **E**
3572



Winter on Maple **E**
3582



Blonde on Maple
3592


Maple – Quarter-Cut



Clear Maple
3222



Amber on Maple **E**
3272



Blonde on Maple
3292

Walnut – Flat-Cut



Graphite Walnut
3062



Clear Walnut
3702



Natural Walnut
3712



Dark Mahogany
on Walnut
3722



Medium Walnut
3752



Dark Walnut
3762



Medium Mahogany
on Walnut
3772

Walnut – Quarter-Cut



Clear Walnut
3302



Natural Walnut
3312



Dark Mahogany
on Walnut
3322



Medium Walnut
3352



Dark Walnut
3362



Medium Mahogany
on Walnut
3372



Graphite Walnut
3382

E=Established

Veneer Palette continued

For Conference and Multipurpose Tables, Storage, Casegoods, Occasional Tables, and Seating

▶ See *Veneer Matrix* for availability by product list, page 46.

Steelcase Veneers (open pore only)

Premium Wood – Quarter-Cut



Dark Thin Line
Bamboo
3032



Ribben Sapele
3052



Figured Anegre
3832



Figured Makore
3842

Oak – Rift-Cut



Desert Oak
3602



Warm Oak **E**
3612



Medium Cherry
3422

Planked Veneer—Select Surfaces



Planked Cherry
3P41



Planked Maple
3P51




Planked Oak
3P61



Planked Walnut
3P71


Natural Veneer—Select Surfaces



Quarter-Cut Blanch
Maple
32A2



Quarter-Cut
Thunder Walnut
33A2



Flat-Cut Blanch
Maple
35A2



Rift-Cut Volcanic
Oak
36A2*



Flat-Cut Thunder
Walnut
37A2

Composite, Flat-Cut—Select Surfaces



Oak
3JDX



Maple
3JFX



Cherry
3JHX



Walnut
3JJX

E=Established

Veneer Palette

For Conference and Multipurpose Tables, Storage, Caseworks, Occasional Tables, and Seating

► See *Veneer Matrix* for availability by product list, page 46.

Composite, Quarter-Cut—Select Surfaces



European Walnut
3F8X



Gold Teak
3GAX



Rosewood
3GFX



Zebano
3GGX



Oak
3HGX



Walnut
3HVX



Maple
3JEX



Cherry
3JQX



Night Cerused Oak
3ZNX


Denizen Wood



Quarter-Cut
Grey Ash
V2AA



Quarter-Cut Teak
V2AT




Rift-Cut Oak
V3AK

Exponents Painted MDF




Milk
V145



Black
V197

Enea Altzo943, Montara650 Tables and Seating



Light Oak
VP01



Smoked Oak
VP02




Black Oak*
VP03



Grey Oak
VP04



White Oak
VP05



Rift-Cut Oak**
V3AK

* VP03 Black Oak is equivalent in color to Steelcase finish 36A2 Volcanic Ash.

** V3AK Rift-Cut Oak is only available on Enea Altzo943.

Trees Embossed Wood



Medium Brown
EWMB



Natural
EWNT

Laminate

Laminate

Coalesse's graded laminate program includes our standard laminates, Steelcase High-Pressure Laminates, and standard High-Pressure Laminates from Nevamar, Wilsonart, Formica, and Pionite.

Grade 1

Coalesse High-Pressure Laminates are priced as Grade 1.

High-Pressure Laminates listed below are not available on all products, check laminate matrix for availability.

2730 Arctic White
2746 Black
2826 White Nebula
2829 Poppyseed
2830 Charcoal
2884 Milk
2886 Maple
2887 Amber Cherry
2890 Folkstone BMV
2891 Ingot
2892 Ash
2894 Natural Cork
2895 Natural Walnut
2896 Dark Cork
2897 Desert Oak
2898 Satin Stainless

Grade 1

Steelcase High-Pressure Laminates are priced as Grade 1. All Steelcase High-Pressure Laminates may be specified on Coalesse products with exception (must be ordered as Special): Await tables, Enea tables, Enea Lottus tables, and Sidewalk tables. The use of Steelcase High-Pressure Laminate may be subject to extended lead times.

Fiber Laminate

2850 Vanadium Fiber
2851 Rhyme Fiber **E**
2852 Tungsten Fiber
2854 Vellum Fiber
2859 Novell Fiber
2860 Granite Fiber
2861 Coconut Fiber
2862 Stucco Fiber

Micro Laminate

2920 Marl Micro
2921 Gypsum Micro
2922 Clay Micro
2923 Shadow Micro **E**

Patina Laminate

2870 Blonde Bronze Patina
2871 Balckened Bronze Patina
2873 Instant Iron Patina

Solid Laminate

2722 Cream **E**
2730 Arctic White
2746 Black
2759 Warm White **E**
2811 Mist **E**
2883 Seagull
2884 Milk
2885 Dune
2HMG Merle

Speckle Laminate

2820 Coffee Speckle **E**
2822 Woodrose Speckle **E**
2823 Driftwood Speckle
2824 Smoke Speckle
2825 Vanadium Speckle

Woodgrain Laminate

2406 Clear Cherry
2409 Clear Maple
2410 Graphite Walnut
2412 Natural Cherry
2422 Medium Cherry
2511 Winter on Maple
2538 Clear Walnut
2539 Warm Oak **E**
2592 Blonde on Maple
2714 Natural Walnut
2772 Medium Mahogany on Walnut **E**

2HAK Clear Oak
2HAN Ash Noce
2HAT Acacia
2HAW Ash Wenge
2HBN Bisque Noce
2HBW Bisque Wenge
2HCN Clay Noce
2HCW Clay Wenge
2HSN Storm Noce
2HSW Storm Wenge

Textured Woodgrain Laminate—Select Surfaces

2TH2 Fawn Cypress
2TH3 Weathered Char
2TH4 Saddle Oak
2TH5 Veranda Teak
2TH6 Persian Cherry
2TH7 Walnut Heights

Tip: Because these finishes are part of Steelcase Select Surfaces, they may have additional lead times.

Textured Industrial

Laminate—Select Surfaces

2UH1 Reclaimed Aggregate
2UH2 Reclaimed Gravel
2UH4 Cement*
2UH6 Sheetrock

Tip: Because these finishes are part of Steelcase Select Surfaces, they may have additional lead times.

*2UH4 Cement is only available on select table sizes.

turnstone Laminate Collection

A selection of laminates and edge bands are available on some Coalesse brand products. This collection is stocked and available with standard lead times and supported like standard laminates to help make ordering easy.

2535 Virginia Walnut
2536 Blackwood
2612 Marbled Maple
2614 Chocolate Walnut
2615 Marbled Cherry

Standard Laminates

Any current color within the following High-Pressure Laminate groups may be specified in grade 1 or 2 as indicated — subject to availability. **Contact Customer Service at 1.800.627.6770 to verify that your laminate selection falls within the categories noted below.**

Directional patterns and woodgrains may be used on freestanding systems products, but will not be patterned matched.

Some standard High-Pressure Laminates, may not be available in the appropriate size to produce large products.

Nevamar (Grade 2)
Solids (textured finish)
Patterns (textured finish)

Wilsonart (Grade 1)
Standards (matte finish)
Exceptions: High definition which must be quoted as a special. Marker board which is grade 2.

Formica (Grade 2)
Color portfolio (matte finish)
Patterns (matte finish)
Formations (matte finish)

Pionite (Grade 2)
Decorative surfaces (suede finish)

Non-Standard Laminates
Coalesse can supply additional laminates for an upcharge. Contact your Coalesse sales consultant for a custom quotation. Custom upcharges will vary based upon the cost of the material specified and additional labor required to manufacture the products. Some non-standard laminates will not be available in the appropriate size to produce large Coalesse products. A sample of the laminate may be requested for approval. Some non-standard laminates may be subject to extended lead times.

E = Established

Coalesse

Laminate

Laminate

High-Pressure Laminate Matrix

Legend

- = Not available
- = Available
- ▶ See specification pages for details.

| | Standard Coalesse High-Pressure Laminate | | | | | | | | | | | | | | Standard Steelcase High-Pressure Laminate | | | | | | | | | | | | | | | |
|-----------------------------|--|-------------------|------------|-------------------|----------------|---------------|-----------|------------|-------------------|----------------|------------|----------|-------------------|---------------------|---|-----------------|----------------------|----------------------------------|-------------------------|------------------------------|------------------------|--------------|-----------|---------------------|-------------------------------|---------------------|-------------------|---|---|---|
| | 290N North Sea | 2730 Arctic White | 2746 Black | 2826 White Nebula | 2829 Poppyseed | 2830 Charcoal | 2884 Milk | 2886 Maple | 2887 Amber Cherry | 2890 Folkstone | 2891 Ingot | 2892 Ash | 2894 Natural Cork | 2895 Natural Walnut | 2896 Dark Cork | 2897 Desert Oak | 2898 Satin Stainless | 2503 Brushed Silver ^E | 2722 Cream ^E | 2759 Warm White ^E | 2811 Mist ^E | 2883 Seagull | 2885 Dune | 2850 Vanadium Fiber | 2851 Rhyme Fiber ^E | 2852 Tungsten Fiber | 2854 Vellum Fiber | | | |
| Seating | | | | | | | | | | | | | | | | | | | | | | | | | | | | | | |
| Await | ■ | ■ | ■ | • | • | • | • | • | • | • | • | • | • | • | • | • | • | • | • | • | • | • | • | • | • | • | • | • | • | |
| Bix Podium Drawer Front | • | ■ | ■ | ■ | ■ | ■ | ■ | ■ | ■ | ■ | ■ | ■ | ■ | ■ | ■ | ■ | ■ | ■ | ■ | ■ | ■ | ■ | ■ | ■ | ■ | ■ | ■ | ■ | ■ | ■ |
| Coupe | • | ■ | ■ | • | • | • | ■ | • | • | ■ | ■ | ■ | • | • | • | • | • | • | • | • | • | • | • | • | • | • | • | • | • | |
| Sidewalk Tablet | ■ | ■ | ■ | ■ | ■ | ■ | ■ | ■ | ■ | ■ | ■ | ■ | ■ | ■ | ■ | ■ | ■ | ■ | ■ | ■ | ■ | ■ | ■ | ■ | ■ | ■ | ■ | ■ | ■ | ■ |
| Swathmore Grande | • | ■ | ■ | • | • | • | ■ | • | • | ■ | ■ | ■ | • | • | • | • | • | • | • | • | • | • | • | • | • | • | • | • | • | |
| Occasional Tables | | | | | | | | | | | | | | | | | | | | | | | | | | | | | | |
| Await | ■ | ■ | ■ | • | • | • | • | • | • | • | • | • | • | • | • | • | • | • | • | • | • | • | • | • | • | • | • | • | • | |
| Bix Tables | • | ■ | ■ | ■ | ■ | ■ | ■ | ■ | ■ | ■ | ■ | ■ | ■ | ■ | ■ | ■ | ■ | ■ | ■ | ■ | ■ | ■ | ■ | ■ | ■ | ■ | ■ | ■ | ■ | ■ |
| CG_1 | • | ■ | ■ | ■ | ■ | ■ | ■ | ■ | ■ | ■ | ■ | ■ | ■ | ■ | ■ | ■ | ■ | ■ | ■ | ■ | ■ | ■ | ■ | ■ | ■ | ■ | ■ | ■ | ■ | ■ |
| Circa Tables | • | ■ | ■ | ■ | ■ | ■ | ■ | ■ | ■ | ■ | ■ | ■ | ■ | ■ | ■ | ■ | ■ | ■ | ■ | ■ | ■ | ■ | ■ | ■ | ■ | ■ | ■ | ■ | ■ | ■ |
| Enea | • | ■ | ■ | ■ | ■ | ■ | ■ | ■ | ■ | ■ | ■ | ■ | ■ | ■ | ■ | ■ | ■ | ■ | ■ | ■ | ■ | ■ | ■ | ■ | ■ | ■ | ■ | ■ | ■ | ■ |
| Enea Lottus | • | ■ | ■ | ■ | ■ | ■ | ■ | ■ | ■ | ■ | ■ | ■ | ■ | ■ | ■ | ■ | ■ | ■ | ■ | ■ | ■ | ■ | ■ | ■ | ■ | ■ | ■ | ■ | ■ | ■ |
| Lagunitas Tables | • | ■ | ■ | ■ | ■ | ■ | ■ | ■ | ■ | ■ | ■ | ■ | ■ | ■ | ■ | ■ | ■ | ■ | ■ | ■ | ■ | ■ | ■ | ■ | ■ | ■ | ■ | ■ | ■ | ■ |
| Lagunitas Focus Nook | • | ■ | ■ | ■ | ■ | ■ | ■ | ■ | ■ | ■ | ■ | ■ | ■ | ■ | ■ | ■ | ■ | ■ | ■ | ■ | ■ | ■ | ■ | ■ | ■ | ■ | ■ | ■ | ■ | ■ |
| Montara650 | • | ■ | ■ | ■ | ■ | ■ | ■ | ■ | ■ | ■ | ■ | ■ | ■ | ■ | ■ | ■ | ■ | ■ | ■ | ■ | ■ | ■ | ■ | ■ | ■ | ■ | ■ | ■ | ■ | ■ |
| Sidewalk | • | ■ | ■ | ■ | ■ | ■ | ■ | ■ | ■ | ■ | ■ | ■ | ■ | ■ | ■ | ■ | ■ | ■ | ■ | ■ | ■ | ■ | ■ | ■ | ■ | ■ | ■ | ■ | ■ | ■ |
| SW_1 | • | ■ | ■ | ■ | ■ | ■ | ■ | ■ | ■ | ■ | ■ | ■ | ■ | ■ | ■ | ■ | ■ | ■ | ■ | ■ | ■ | ■ | ■ | ■ | ■ | ■ | ■ | ■ | ■ | ■ |
| Tables and Casegoods | | | | | | | | | | | | | | | | | | | | | | | | | | | | | | |
| Au Lait | • | ■ | ■ | ■ | ■ | ■ | ■ | ■ | ■ | ■ | ■ | ■ | ■ | ■ | ■ | ■ | ■ | ■ | ■ | ■ | ■ | ■ | ■ | ■ | ■ | ■ | ■ | ■ | ■ | ■ |
| Ballet | • | ■ | ■ | ■ | ■ | ■ | ■ | ■ | ■ | ■ | ■ | ■ | ■ | ■ | ■ | ■ | ■ | ■ | ■ | ■ | ■ | ■ | ■ | ■ | ■ | ■ | ■ | ■ | ■ | ■ |
| E-Table 2 Top | • | ■ | ■ | ■ | ■ | ■ | ■ | ■ | ■ | ■ | ■ | ■ | ■ | ■ | ■ | ■ | ■ | ■ | ■ | ■ | ■ | ■ | ■ | ■ | ■ | ■ | ■ | ■ | ■ | ■ |
| E-Table 2 Laminate Base | • | ■ | ■ | • | • | • | ■ | • | • | ■ | ■ | ■ | • | • | • | • | • | • | • | • | • | • | • | • | • | • | • | • | • | |
| Enea | • | ■ | ■ | ■ | ■ | ■ | ■ | ■ | ■ | ■ | ■ | ■ | ■ | ■ | ■ | ■ | ■ | ■ | ■ | ■ | ■ | ■ | ■ | ■ | ■ | ■ | ■ | ■ | ■ | ■ |
| Enea Lottus | • | ■ | ■ | ■ | ■ | ■ | ■ | ■ | ■ | ■ | ■ | ■ | ■ | ■ | ■ | ■ | ■ | ■ | ■ | ■ | ■ | ■ | ■ | ■ | ■ | ■ | ■ | ■ | ■ | ■ |
| Host Collection | • | ■ | ■ | ■ | ■ | ■ | ■ | ■ | ■ | ■ | ■ | ■ | ■ | ■ | ■ | ■ | ■ | ■ | ■ | ■ | ■ | ■ | ■ | ■ | ■ | ■ | ■ | ■ | ■ | ■ |
| Montara650 | • | ■ | ■ | ■ | ■ | ■ | ■ | ■ | ■ | ■ | ■ | ■ | ■ | ■ | ■ | ■ | ■ | ■ | ■ | ■ | ■ | ■ | ■ | ■ | ■ | ■ | ■ | ■ | ■ | ■ |
| Potrero415 | • | ■ | ■ | ■ | ■ | ■ | ■ | ■ | ■ | ■ | ■ | ■ | ■ | ■ | ■ | ■ | ■ | ■ | ■ | ■ | ■ | ■ | ■ | ■ | ■ | ■ | ■ | ■ | ■ | ■ |
| Potrero415 Light | • | ■ | ■ | ■ | ■ | ■ | ■ | ■ | ■ | ■ | ■ | ■ | ■ | ■ | ■ | ■ | ■ | ■ | ■ | ■ | ■ | ■ | ■ | ■ | ■ | ■ | ■ | ■ | ■ | ■ |
| Reunion Collection | • | ■ | ■ | ■ | ■ | ■ | ■ | ■ | ■ | ■ | ■ | ■ | ■ | ■ | ■ | ■ | ■ | ■ | ■ | ■ | ■ | ■ | ■ | ■ | ■ | ■ | ■ | ■ | ■ | ■ |
| SW_1 | • | ■ | ■ | ■ | ■ | ■ | ■ | ■ | ■ | ■ | ■ | ■ | ■ | ■ | ■ | ■ | ■ | ■ | ■ | ■ | ■ | ■ | ■ | ■ | ■ | ■ | ■ | ■ | ■ | ■ |
| Train | • | ■ | ■ | ■ | ■ | ■ | ■ | ■ | ■ | ■ | ■ | ■ | ■ | ■ | ■ | ■ | ■ | ■ | ■ | ■ | ■ | ■ | ■ | ■ | ■ | ■ | ■ | ■ | ■ | ■ |

^E = Established

High-Pressure Laminate Matrix *continued*

Legend

- = Not available
- = Available
- ▶ See specification pages for details.

| | 2HSW Storm Wenge | 2535 Virginia Walnut | 2536 Blackwood | 2612 Marbled Maple | 2614 Chocolate Walnut | 2615 Marbled Cherry | Select Surfaces Steelcase High-Pressure Laminate* | 2TH2 Fawn Cypress | 2TH3 Weathered Char | 2TH4 Saddle Oak | 2TH5 Veranda Teak | 2TH6 Persian Cherry | 2TH7 Walnut Heights | 2UH1 Reclaimed Aggregate | 2UH2 Reclaimed Gravel | 2UH4 Cement | 2UH6 Sheetrock |
|-----------------------------|------------------|----------------------|----------------|--------------------|-----------------------|---------------------|---|-------------------|---------------------|-----------------|-------------------|---------------------|---------------------|--------------------------|-----------------------|-------------|----------------|
| Seating | | | | | | | | | | | | | | | | | |
| Await | • | • | • | • | • | • | • | • | • | • | • | • | • | • | • | • | • |
| Bix Podium Drawer Front | ■ | ■ | ■ | ■ | ■ | ■ | ■ | ■ | ■ | ■ | ■ | ■ | ■ | ■ | ■ | ■ | ■ |
| Coupe | • | • | • | • | • | • | • | • | • | • | • | • | • | • | • | • | • |
| Sidewalk Tablet | • | • | • | • | • | • | ■ | ■ | ■ | ■ | ■ | ■ | ■ | ■ | ■ | ■ | ■ |
| Swathmore Grande | • | • | • | • | • | • | • | • | • | • | • | • | • | • | • | • | • |
| Occasional Tables | | | | | | | | | | | | | | | | | |
| Await | • | • | • | • | • | • | • | • | • | • | • | • | • | • | • | • | • |
| Bix Tables | ■ | ■ | ■ | ■ | ■ | ■ | ■ | ■ | ■ | ■ | ■ | ■ | ■ | ■ | ■ | ■ | ■ |
| CG_1 | ■ | ■ | ■ | ■ | ■ | ■ | ■ | ■ | ■ | ■ | ■ | ■ | ■ | ■ | ■ | ■ | ■ |
| Circa Tables | ■ | ■ | ■ | ■ | ■ | ■ | ■ | ■ | ■ | ■ | ■ | ■ | ■ | ■ | ■ | ■ | ■ |
| Enea | ■ | ■ | ■ | ■ | ■ | ■ | ■ | ■ | ■ | ■ | ■ | ■ | ■ | ■ | ■ | ■ | ■ |
| Enea Lottus | ■ | ■ | ■ | ■ | ■ | ■ | • | • | • | • | • | • | • | • | • | • | • |
| Lagunitas | ■ | ■ | ■ | ■ | ■ | ■ | ■ | ■ | ■ | ■ | ■ | ■ | ■ | ■ | ■ | ■ | ■ |
| Lagunitas Focus Nook | ■ | ■ | ■ | ■ | ■ | ■ | ■ | ■ | ■ | ■ | ■ | ■ | ■ | ■ | ■ | ■ | ■ |
| Montara650 | ■ | ■ | ■ | ■ | ■ | ■ | ■ | ■ | ■ | ■ | ■ | ■ | ■ | ■ | ■ | ■ | ■ |
| Sidewalk | ■ | ■ | ■ | ■ | ■ | ■ | ■ | ■ | ■ | ■ | ■ | ■ | ■ | ■ | ■ | ■ | ■ |
| SW_1 | ■ | ■ | ■ | ■ | ■ | ■ | ■ | ■ | ■ | ■ | ■ | ■ | ■ | ■ | ■ | ■ | ■ |
| Tables and Casegoods | | | | | | | | | | | | | | | | | |
| Au Lait | ■ | ■ | ■ | ■ | ■ | ■ | ■ | ■ | ■ | ■ | ■ | ■ | ■ | ■ | ■ | ■ | ■ |
| Ballet | ■ | ■ | ■ | ■ | ■ | ■ | ■ | ■ | ■ | ■ | ■ | ■ | ■ | ■ | ■ | ■ | ■ |
| E-Table 2 Top | ■ | ■ | ■ | ■ | ■ | ■ | ■ | ■ | ■ | ■ | ■ | ■ | ■ | ■ | • | ■ | ■ |
| E-Table 2 Laminate Base | • | ■ | ■ | • | • | • | • | • | • | • | • | • | • | • | • | • | • |
| Enea | ■ | ■ | ■ | ■ | ■ | ■ | ■ | ■ | ■ | ■ | ■ | ■ | ■ | ■ | ■ | ■ | ■ |
| Enea Lottus | ■ | ■ | ■ | ■ | ■ | ■ | • | • | • | • | • | • | • | • | • | • | • |
| Host Collection | ■ | ■ | ■ | ■ | ■ | ■ | ■ | ■ | ■ | ■ | ■ | ■ | ■ | ■ | • | ■ | ■ |
| Montara650 | ■ | ■ | ■ | ■ | ■ | ■ | ■ | ■ | ■ | ■ | ■ | ■ | ■ | ■ | ■ | ■ | ■ |
| Potrero415 | ■ | ■ | ■ | ■ | ■ | ■ | ■ | ■ | ■ | ■ | ■ | ■ | ■ | ■ | • | ■ | ■ |
| Potrero415 Light | ■ | ■ | ■ | ■ | ■ | ■ | ■ | ■ | ■ | ■ | ■ | ■ | ■ | ■ | ■ | ■ | ■ |
| Reunion Collection | ■ | ■ | ■ | ■ | ■ | ■ | ■ | ■ | ■ | ■ | ■ | ■ | ■ | ■ | ■ | ■ | ■ |
| SW_1 | ■ | ■ | ■ | ■ | ■ | ■ | ■ | ■ | ■ | ■ | ■ | ■ | ■ | ■ | ■ | ■ | ■ |
| Train | ■ | ■ | ■ | ■ | ■ | ■ | ■ | ■ | ■ | ■ | ■ | ■ | ■ | ■ | ■ | ■ | ■ |

* Because these finishes are part of Steelcase Select Surfaces, they may have additional lead times.

ⓔ = Established

High-Pressure Laminate Palette

► See *High-Pressure Laminate Matrix* for availability by product list, page 54.

Standard Coalesse High-Pressure Laminate



*Available on Await only.

Standard Steelcase High-Pressure Laminate

Laminate



Micro Laminate



Speckle Laminate



E = Established

High-Pressure Laminate Palette *continued*

► See *High-Pressure Laminate Matrix* for availability by product list, page 54.

Standard Steelcase High-Pressure Laminate, continued

Metallic Laminate



Brushed Silver **E**
2503


Micro Laminate



Blonde Bronze
Patina
2870



Blackened Bronze
Patina
2871



Instant Iron Patina
2873

Speckle Laminate




Cream **E**
2722




Warm White **E**
2759



Mist **E**
2811



Seagull
2883



Dune
2885



Merle
2HMG

Speckle Laminate



Clear Cherry
2406



Clear Maple
2409



Graphite Walnut
2410




Natural Cherry
2412



Medium Cherry
2422



Winter on Maple
2511



Clear Walnut
2538



Warm Oak **E**
2539



Blonde on Maple
2592




Natural Walnut
2714



Medium Mahogany
on Walnut **E**
2772



Clear Oak
2HAK



Ash Noce
2HAN



Acacia
2HAT



Ash Wenge
2HAW



Bisque Noce
2HBN



Bisque Wenge
2HBW




Clay Noce
2HCN



Clay Wenge
2HCW



Storm Noce
2HSN



Storm Wenge
2HSW

E = Established

High-Pressure Laminate Palette

► See *High-Pressure Laminate Matrix* for availability by product list, page 54.


Textured Woodgrain Laminate—Select Surfaces



Fawn Cypress
2TH2



Weathered Char
2TH3



Saddle Oak
2TH4



Veranda Teak
2TH5



Persian Cherry
2TH6



Walnut Heights
2TH7

Textured Industrial Laminate—Select Surfaces



Reclaimed
Aggregate
2UH1



Reclaimed Gravel
2UH2



Cement
2UH4



Sheetrock
2UH6

Standard turnstone High-Pressure Laminate




Virginia Walnut
2535



Blackwood
2536



Marbled Maple
2612



Chocolate Walnut
2614



Marbled Cherry
2615

Laminate Edge Band Matrix

Legend

- = Not available
- = Available
- ▶ See specification pages for details.

| | 6000 Black | 6001 Coffee | 6009 Artic White | 6011 Ash | 6012 Ingot | 6034 Natural Cherry | 6036 Medium Cherry | 6037 Winter on Maple | 6038 Blonde on Maple | 6041 Natural Walnut | 6045 Medium Mahogany on Walnut | 6052 Milk | 6053 Seagull | 6086 Folkstone | 6090 Amber Cherry | 6091 Fusion Maple | 6093 Dove Grey | 6125 Graystone | 6126 Greige | 6127 Stonedust | 6128 Taupe | 6130 Dark Gray | 6134 North Sea | 6213 Acacia | 6219 Clear Oak | 6231 Graphite Walnut | 6234 Clear Cherry | 6237 Clear Maple | 6242 Virginia Walnut | 6243 Blackwood | 6245 Clear Walnut | 6246 Warm Oak | 6249 Platinum Solid |
|--|------------|-------------|------------------|----------|------------|---------------------|--------------------|----------------------|----------------------|---------------------|--------------------------------|-----------|--------------|----------------|-------------------|-------------------|----------------|----------------|-------------|----------------|------------|----------------|----------------|-------------|----------------|----------------------|-------------------|------------------|----------------------|----------------|-------------------|---------------|---------------------|
|--|------------|-------------|------------------|----------|------------|---------------------|--------------------|----------------------|----------------------|---------------------|--------------------------------|-----------|--------------|----------------|-------------------|-------------------|----------------|----------------|-------------|----------------|------------|----------------|----------------|-------------|----------------|----------------------|-------------------|------------------|----------------------|----------------|-------------------|---------------|---------------------|

Seating

| | | | | | | | | | | | | | | | | | | | | | | | | | | | | | | | | | | |
|--|---|---|---|---|---|---|---|---|---|---|---|---|---|---|---|---|---|---|---|---|---|---|---|---|---|---|---|---|---|---|---|---|---|---|
| Swathmore Grande Mobile Tablet Self Edge | ■ | • | • | • | • | • | • | • | • | • | • | • | • | • | • | • | • | • | • | • | • | • | • | • | • | • | • | • | • | • | • | • | • | • |
|--|---|---|---|---|---|---|---|---|---|---|---|---|---|---|---|---|---|---|---|---|---|---|---|---|---|---|---|---|---|---|---|---|---|---|

Occasional Tables

| | | | | | | | | | | | | | | | | | | | | | | | | | | | | | | | | | | | |
|-----------------------|---|---|---|---|---|---|---|---|---|---|---|---|---|---|---|---|---|---|---|---|---|---|---|---|---|---|---|---|---|---|---|---|---|---|---|
| Await Table 3 mm Edge | ■ | • | ■ | • | • | • | • | • | • | • | • | • | • | • | • | • | • | • | • | • | • | • | • | ■ | • | • | • | • | • | • | • | • | • | • | |
| Bix Edge | ■ | ■ | ■ | ■ | ■ | ■ | ■ | ■ | ■ | ■ | ■ | ■ | ■ | ■ | ■ | ■ | ■ | ■ | ■ | ■ | ■ | ■ | ■ | • | ■ | ■ | ■ | ■ | ■ | ■ | ■ | ■ | ■ | ■ | ■ |
| Enea T-Mold Edge | ■ | • | • | • | • | • | • | • | • | • | • | • | • | • | • | • | • | • | • | • | • | • | • | • | • | • | • | • | • | • | • | • | • | • | |
| Enea Lottus | ■ | • | • | • | • | • | • | • | • | • | • | • | • | • | • | • | • | • | • | • | • | • | • | • | • | • | • | • | • | • | • | • | • | • | |
| Montara650 | ■ | ■ | ■ | ■ | ■ | ■ | ■ | ■ | ■ | ■ | ■ | ■ | ■ | ■ | ■ | ■ | ■ | ■ | ■ | ■ | ■ | ■ | ■ | ■ | ■ | ■ | ■ | ■ | ■ | ■ | ■ | ■ | ■ | ■ | ■ |

Tables and Casegoods

| | | | | | | | | | | | | | | | | | | | | | | | | | | | | | | | | | | | | |
|--|---|---|---|---|---|---|---|---|---|---|---|---|---|---|---|---|---|---|---|---|---|---|---|---|---|---|---|---|---|---|---|---|---|---|---|---|
| Au Lait Convex Vinyl Edge | ■ | • | • | • | • | • | • | • | • | • | • | • | • | • | • | • | • | • | • | • | • | • | • | • | • | • | • | • | • | • | • | • | • | • | | |
| Au Lait Cast Urethane Edge | ■ | • | • | • | • | • | • | • | • | • | • | • | • | • | • | • | • | • | • | • | • | • | • | • | • | • | • | • | • | • | • | • | • | • | • | |
| Await Table 3 mm Edge | ■ | • | ■ | • | • | • | • | • | • | • | • | • | • | • | • | • | • | • | • | • | • | • | • | ■ | • | • | • | • | • | • | • | • | • | • | • | |
| Ballet Ribbed Vinyl Edge | ■ | • | • | • | • | • | • | • | • | • | • | • | • | • | • | • | • | • | • | • | • | • | • | • | • | • | • | • | • | • | • | • | • | • | • | |
| Bix Edge (Bridge, work booth tables) | ■ | ■ | ■ | ■ | ■ | ■ | ■ | ■ | ■ | ■ | ■ | ■ | ■ | ■ | ■ | ■ | ■ | ■ | ■ | ■ | ■ | ■ | ■ | ■ | ■ | ■ | ■ | ■ | ■ | ■ | ■ | ■ | ■ | ■ | ■ | |
| E-Table 2 Convex Vinyl Edge | ■ | • | • | • | • | • | • | • | • | • | • | • | • | • | • | • | • | • | • | • | • | • | • | • | • | • | • | • | • | • | • | • | • | • | • | |
| E-Table 2 3 mm Edge | ■ | ■ | ■ | ■ | ■ | ■ | ■ | ■ | ■ | ■ | ■ | ■ | ■ | ■ | ■ | ■ | ■ | ■ | ■ | ■ | ■ | ■ | ■ | ■ | ■ | ■ | ■ | ■ | ■ | ■ | ■ | ■ | ■ | ■ | ■ | |
| Enea T-mold edge | ■ | • | • | • | • | • | • | • | • | • | • | • | • | • | • | • | • | • | • | • | • | • | • | • | • | • | • | • | • | • | • | • | • | • | • | |
| Enea Lottus Phenolic Edge | ■ | • | • | • | • | • | • | • | • | • | • | • | • | • | • | • | • | • | • | • | • | • | • | • | • | • | • | • | • | • | • | • | • | • | • | |
| Host Collection | • | • | • | • | • | • | • | • | • | • | • | • | • | • | • | • | • | • | • | • | • | • | • | • | • | • | • | • | • | • | • | • | • | • | • | |
| Lagunitas Table 3 mm Edge | ■ | ■ | ■ | ■ | ■ | ■ | ■ | ■ | ■ | ■ | ■ | ■ | ■ | ■ | ■ | ■ | ■ | ■ | ■ | ■ | ■ | ■ | ■ | ■ | ■ | ■ | ■ | ■ | ■ | ■ | ■ | ■ | ■ | ■ | ■ | ■ |
| Lagunitas Focus Nook | ■ | ■ | ■ | ■ | ■ | ■ | ■ | ■ | ■ | ■ | ■ | ■ | ■ | ■ | ■ | ■ | ■ | ■ | ■ | ■ | ■ | ■ | ■ | ■ | ■ | ■ | ■ | ■ | ■ | ■ | ■ | ■ | ■ | ■ | ■ | ■ |
| Montara650 | ■ | ■ | ■ | ■ | ■ | ■ | ■ | ■ | ■ | ■ | ■ | ■ | ■ | ■ | ■ | ■ | ■ | ■ | ■ | ■ | ■ | ■ | ■ | ■ | ■ | ■ | ■ | ■ | ■ | ■ | ■ | ■ | ■ | ■ | ■ | ■ |
| Potrero415 | ■ | ■ | ■ | ■ | ■ | ■ | ■ | ■ | ■ | ■ | ■ | ■ | ■ | ■ | ■ | ■ | ■ | ■ | ■ | ■ | ■ | ■ | ■ | ■ | ■ | ■ | ■ | ■ | ■ | ■ | ■ | ■ | ■ | ■ | ■ | ■ |
| Potrero415 Light | ■ | ■ | ■ | ■ | ■ | ■ | ■ | ■ | ■ | ■ | ■ | ■ | ■ | ■ | ■ | ■ | ■ | ■ | ■ | ■ | ■ | ■ | ■ | ■ | ■ | ■ | ■ | ■ | ■ | ■ | ■ | ■ | ■ | ■ | ■ | ■ |
| Reunion Collection Bullnose Vinyl Edge | ■ | • | • | • | • | • | • | • | • | • | • | • | • | • | • | • | • | • | • | • | • | • | • | • | • | • | • | • | • | • | • | • | • | • | • | |
| Reunion Seminar Flat Vinyl Edge | ■ | • | • | • | • | • | • | • | • | • | • | • | • | • | • | • | • | • | • | • | • | • | • | • | • | • | • | • | • | • | • | • | • | • | • | |
| SW_1 | ■ | ■ | ■ | ■ | ■ | ■ | ■ | ■ | ■ | ■ | ■ | ■ | ■ | ■ | ■ | ■ | ■ | ■ | ■ | ■ | ■ | ■ | ■ | ■ | ■ | ■ | ■ | ■ | ■ | ■ | ■ | ■ | ■ | ■ | ■ | ■ |
| Train Signature Edge | ■ | • | • | • | • | • | • | • | • | • | • | • | • | • | • | • | • | • | • | • | • | • | • | • | • | • | • | • | • | • | • | • | • | • | • | |

Recommended Worksurface 3 mm Edge Finishes

For Bix, E-Table2, Lagunitas, Montara650, Potrero415, and SW_1

Recommended Edge Colors—Coalesse and Steelcase High-Pressure Laminate

Edges

The recommended edge color will complement the laminate color you specify. Edge color is specified separately.

| Laminate Color | Recommended 3 mm Edge Color |
|---|---|
| Solid Laminate | |
| Coalesse: | |
| 2830 Charcoal | 6000 Black |
| 2890 Folkstone | 6086 Folkstone |
| 2891 Ingot | 6012 Ingot |
| 2892 Ash | 6011 Ash |
| Pattern Laminate | |
| Coalesse: | |
| 2826 White Nebula | 6635 Dawn |
| 2829 Poppyseed | 6249 Platinum Solid |
| 2894 Natural Cork | 6126 Greige |
| 2896 Dark Cork | 6001 Coffee |
| 2898 Satin Stainless | 6093 Dove Grey |
| Woodgrain Laminate | |
| Coalesse: | |
| 2886 Maple | 6091 Fusion Maple |
| 2887 Amber Cherry | 6090 Amber Cherry |
| 2895 Natural Walnut | 6012 Ingot |
| 2897 Desert Oak | 6128 Taupe |
| Solid Laminate | |
| Steelcase: | |
| 2722 Cream E | 6631 Cream |
| 2730 Arctic White | 6009 Arctic White |
| 2746 Black | 6000 Black |
| 2759 Warm White E | 6655 Warm White |
| 2811 Mist E | 6636 Mist |
| 2883 Seagull | 6053 Seagull |
| 2884 Milk | 6052 Milk |
| 2885 Dune | 6654 Sand |
| 2HMG Merle | 6527 Merle |
| Woodgrain Laminate | |
| Steelcase: | |
| 2406 Clear Cherry | 6234 Clear Cherry |
| 2409 Clear Maple | 6237 Clear Maple |
| 2410 Graphite Walnut | 6231 Graphite Walnut |
| 2412 Natural Cherry | 6034 Natural Cherry |
| 2422 Medium Cherry | 6036 Medium Cherry |
| 2511 Winter on Maple | 6037 Winter on Maple |
| 2538 Clear Walnut | 6245 Clear Walnut |
| 2539 Warm Oak E | 6246 Warm Oak E |
| 2592 Blonde on Maple | 6038 Blonde on Maple |
| 2714 Natural Walnut | 6041 Natural Walnut |
| 2772 Medium Mahogany on Walnut E | 6045 Medium Mahogany on Walnut E |
| 2HAK Clear Oak | 6219 Clear Oak |
| 2HAN Ash Noce | 6707 Ash Noce |
| 2HAT Acacia | 6213 Acacia |
| 2HAW Ash Wenge | 6703 Ash Wenge |
| 2HBN Bisque Noce | 6708 Bisque Noce |
| 2HBW Bisque Wenge | 6705 Bisque Wenge |
| 2HCN Clay Noce | 6709 Clay Noce |
| 2HCW Clay Wenge | 6706 Clay Wenge |
| 2HSN Storm Noce | 6710 Storm Noce |
| 2HSW Storm Wenge | 6704 Storm Wenge |

E = Established

Recommended Worksurface 3 mm Edge Finishes

For Bix, E-Table2, Lagunitas, Montara650, Potrero415, and SW_1

Recommended Edge Colors—Coalesse and Steelcase High-Pressure Laminate, continued

Edges

The recommended edge color will complement the laminate color you specify. Edge color is specified separately

| Laminate Color | Recommended 3 mm Edge Color |
|--|-----------------------------|
| Fiber Laminate | |
| Steelcase: | |
| 2850 Vanadium Fiber | 6654 Sand |
| 2851 Rhyme Fiber E | 6631 Cream |
| 2852 Tungsten Fiber | 6636 Mist |
| 2854 Vellum Fiber | 6655 Warm White |
| 2859 Novell Fiber | 6001 Coffee |
| 2860 Granite Fiber | 6000 Black |
| 2861 Coconut Fiber | 6654 Sand |
| 2862 Stucco Fiber | 6053 Seagull |
| Micro Laminate | |
| Steelcase: | |
| 2920 Marl Micro | 6053 Seagull |
| 2921 Gypsum Micro | 6654 Sand |
| 2922 Clay Micro | 6654 Sand |
| 2923 Shadow Micro E | 6249 Platinum Solid |
| Patina Laminate | |
| Steelcase: | |
| 2870 Blonde Bronze Patina | 6654 Sand |
| 2871 Blackened Bronze Patina | 6615 Grey V5 |
| 2873 Instant Iron Patina | 6615 Grey V5 |
| Speckle Laminate | |
| Steelcase: | |
| 2820 Coffee Speckle E | 6631 Cream |
| 2822 Woodrose Speckle E | 6635 Dawn E |
| 2823 Driftwood Speckle | 6631 Cream |
| 2824 Smoke Speckle | 6636 Mist |
| 2825 Vanadium Speckle | 6619 Ice E |
| Textured Woodgrain Laminate—Select Surfaces* | |
| Steelcase: | |
| 2TH2 Fawn Cypress | 6T02 Fawn Cypress |
| 2TH3 Weathered Char | 6T03 Weathered Char |
| 2TH4 Saddle Oak | 6T04 Saddle Oak |
| 2TH5 Veranda Teak | 6T05 Veranda Teak |
| 2TH6 Persian Cherry | 6T06 Persian Cherry |
| 2TH7 Walnut Heights | 6T07 Walnut Heights |
| Textured Industrial Laminate—Select Surfaces* | |
| Steelcase: | |
| 2UH1 Reclaimed Aggregate | 6T08 Reclaimed Aggregate |
| 2UH2 Reclaimed Gravel | 6T09 Reclaimed Gravel |
| 2UH4 Cement** | 6T10 Cement |
| 2UH6 Sheetrock | 6T12 Sheetrock |
| turnstone Laminate Collection*** | |
| 2535 Virginia Walnut | 6242 Virginia Walnut |
| 2536 Blackwood | 6243 Blackwood |
| 2612 Marbled Maple | 6676 Marbled Maple |
| 2614 Chocolate Walnut | 6677 Chocolate Walnut |
| 2615 Marbled Cherry | 6678 Marbled Cherry |

*Because these finishes are part of Steelcase Select Surfaces, they may have additional lead times.

**2UH4 Cement is not available on E-Table 2 and Potrero415.

***A selection of laminates and edge bands are available on some Coalesse brand products.

This collection is stocked and available with standard leadtimes and supported like standard laminates to help make ordering easy.

E = Established

Glass

Glass

Not all glass selections are available on every product. Refer to glass matrix for availability by product.

- 6720 Sand
- 6721 Pewter
- 6722 Mojave
- 6723 Terra
- 6724 Jade
- 6725 Ocean
- ACM Absolute Clear with Moonlight
- ACS Absolute Clear with Sage
- ACP Absolute Clear with Poppy
- ACG Absolute Clear with Goldenrod
- ACB Absolute Clear with Black
- ACC Absolute Clear with Crystal Spring
- AC Absolute Clear
- ACF Absolute Clear Frosted
- CG Clear Green
- CGF Clear Green Laminated/Frosted Appearance

Exclusive to Carl Hansen products:
6513 Clear Glass

Exclusive to Emu products:
6547 Transparent
6548 Smoke Grey

Glass Matrix

Legend

- = Not available
- = Available
- ▶ See specification pages for details.

| |
|--|
| 6720 Sand |
| 6721 Pewter |
| 6722 Mojave |
| 6723 Terra |
| 6724 Jade |
| 6725 Ocean |
| ACM Absolute Clear with Moonlight |
| ACS Absolute Clear with Sage |
| ACP Absolute Clear with Poppy |
| ACG Absolute Clear with Goldenrod |
| ACB Absolute Clear with Black |
| ACC Absolute Clear with Crystal Spring |
| AC Absolute Clear |
| ACF Absolute Clear Frosted |
| CG Clear Green |
| CGF Clear Green Laminated/Frosted Appearance |
| Green Tinted |
| Green Tinted with White Enamel Bottom |
| Emu Exclusive Transparent |
| Emu Exclusive Smoke |
| Carl Hansen Exclusive Glass |

Occasional Tables

| | | | | | | | | | | | | | | | | | | | | | | | |
|---------------------------------|---|---|---|---|---|---|---|---|---|---|---|---|---|---|---|---|---|---|---|---|---|---|---|
| Await*** | • | • | • | • | • | • | • | ■ | ■ | ■ | ■ | ■ | ■ | ■ | ■ | ■ | ■ | ■ | • | • | • | • | • |
| Bob | • | • | • | • | • | • | • | ■ | ■ | ■ | ■ | ■ | ■ | ■ | ■ | ■ | ■ | ■ | • | • | • | • | • |
| CG_1 | • | • | • | • | • | • | • | ■ | ■ | ■ | ■ | ■ | ■ | ■ | ■ | ■ | ■ | ■ | • | • | • | • | • |
| Circa | • | • | • | • | • | • | • | • | • | • | • | • | • | • | • | • | • | • | ■ | • | • | • | • |
| Diekman | • | • | • | • | • | • | • | • | • | • | • | • | • | • | ■ | • | • | • | • | • | • | • | • |
| Glass Coffee Table CH100 Series | • | • | • | • | • | • | • | • | • | • | • | • | • | • | • | • | • | • | • | • | • | • | ■ |
| Emu Heaven | • | • | • | • | • | • | • | • | • | • | • | • | • | • | • | • | • | • | • | • | ■ | ■ | • |
| Holy Day | • | • | • | • | • | • | • | ■ | ■ | ■ | ■ | ■ | ■ | ■ | ■ | ■ | ■ | ■ | • | • | • | • | • |
| Millbrae**** | • | • | • | • | • | • | • | ■ | ■ | ■ | ■ | ■ | ■ | ■ | ■ | ■ | ■ | ■ | • | • | • | • | • |
| Sidewalk* | • | • | • | • | • | • | • | • | • | • | • | • | • | • | • | • | • | • | ■ | • | • | • | • |
| SW_1*** | • | • | • | • | • | • | • | ■ | ■ | ■ | ■ | ■ | ■ | ■ | ■ | ■ | ■ | ■ | • | • | • | • | • |
| Swathmore** | • | • | • | • | • | • | • | • | • | • | • | • | • | • | • | • | • | • | ■ | • | • | • | • |
| Switch | • | • | • | • | • | • | • | • | • | • | • | • | • | • | • | • | • | • | ■ | • | • | • | • |

Conference Tables/Office/Storage


| | | | | | | | | | | | | | | | | | | | | | | | |
|--------------------------|---|---|---|---|---|---|---|---|---|---|---|---|---|---|---|---|---|---|---|---|---|---|---|
| Denizen | • | • | • | • | • | • | • | ■ | • | • | • | • | • | • | • | • | • | • | • | • | • | • | • |
| Exponents (Credenzas)*** | • | • | • | • | • | • | • | ■ | ■ | ■ | ■ | ■ | ■ | ■ | ■ | ■ | ■ | ■ | • | • | • | • | • |
| SW_1*** | • | • | • | • | • | • | • | ■ | ■ | ■ | ■ | ■ | ■ | ■ | ■ | ■ | ■ | ■ | • | • | • | • | • |
| Potrero415**** | ■ | ■ | ■ | ■ | ■ | ■ | ■ | ■ | ■ | ■ | ■ | ■ | ■ | ■ | ■ | ■ | ■ | ■ | • | • | • | • | • |
| Potrero415 Light**** | ■ | ■ | ■ | ■ | ■ | ■ | ■ | ■ | ■ | ■ | ■ | ■ | ■ | ■ | ■ | ■ | ■ | ■ | • | • | • | • | • |

*3/16" thick glass
 **3/4" thick glass
 ***1/2" thick glass
 ****ACF Absolute Clear Frost Glass on Millbrae tables utilizes a sandblast process to achieve a lightly frosted, translucent aesthetic.
 Bob and Await tables utilize a two-piece laminated glass construction that provides a more opaque aesthetic.

Glass Palette

► See *Glass Matrix* for availability by product list, page 65.

Back-Painted Glass




Sand
6720



Pewter
6721



Mojave
6722




Terra
6723




Jade
6724



Ocean
6725




Moonlight
ACM



Sage
ACS




Poppy
ACP



Goldenrod
ACG




Black
ACB



Crystal Spring
ACC


Glass



Absolute Clear
AC




Absolute Clear
Frosted
ACF



Clear Green
CG



Clear Green
Laminated - Frosted
Appearance
CGF



Green Tinted



Green Tinted- White
Enamel Bottom

Metal/Paint

Metal/Paint

Coalesse powder coats all painted metal components for an exceptionally durable, environmentally responsible finish — eliminating VOC's (volatile organic compounds) from being released into the environment. Electrostatically charged powder coat material is applied to an exacting thickness and then temperature baked, resulting in a smooth, flawless finish that is abrasion and impact resistant. The following Coalesse metal finishes are available:

Paint

Standard Powder Coat Paint

| | |
|------|---|
| 4138 | Graphite Gloss |
| 4140 | Arctic White Gloss |
| 4141 | Platinum Matte |
| 4142 | Platinum Gloss |
| 4144 | Black Gloss (formerly anthracite gloss) |
| 4145 | Milk Gloss |
| 4146 | Champagne Matte |
| 4147 | Champagne Gloss |
| 4148 | Midnight Brown Gloss |
| 4180 | Graphite Matte |
| 4193 | Midnight Brown Matte |
| 4242 | Milk Matte |
| 4710 | Low Gloss Black |
| 7196 | Midnight Brown Textured |
| 7197 | Anthracite Textured |

Applies to: Emu Advanced Collection*

| | |
|------|------------------|
| 4251 | Emu Indian Brown |
| 4256 | Aluminum |
| 4257 | Antique Iron |
| 7234 | Emu Black |
| 7271 | Emu White |
| 7272 | Blue |
| 7273 | Green |
| 7294 | Emu Grey/Green |
| 7296 | Emu Taupe |
| 7297 | Emu Corten |
| 7298 | Emu Copper |
| 7391 | Emu Poppy |

*Not all colors available on all products as standard, consult Emu advanced paint matrix.

Applies to: Enea

| | |
|------|-----------------|
| 4018 | Silver Metallic |
| 4016 | White Gloss |
| 4017 | Black Gloss |

Applies to: Enea Lottus

| | |
|------|--------------------------|
| 4062 | Anthracite Grey Textured |
| 4063 | Cool Grey Textured |
| 4064 | Sand Textured |
| 4065 | Blue Ink Textured |
| 4066 | Ocean Textured |
| 4067 | Ice Textured |
| 4068 | Olive Textured |
| 4069 | Honey Textured |
| 4070 | Currant Textured |
| 4071 | Saffron Textured |
| 4216 | Red* ✕4/20 |
| 4217 | Brown ✕4/20 |
| 4218 | Platinum Silver |
| 7207 | Black Textured |
| 7241 | Arctic White Textured |

*Not available on Enea Lottus tables.

Enea café wood stool paint colors:

| | |
|----------------------------------|--------------------------|
| (Available on seat casting only) | |
| 4062 | Anthracite Grey Textured |
| 7207 | Black |
| 7241 | Arctic White |

Applies to: Exponents (Base, Accent Ribbon, Handle, and Grommet)

| | |
|------|----------------|
| 4135 | Black Matte |
| 4141 | Platinum Matte |

Applies to: Exponents mobile displays (Base, Handle, and Inner Frame)

| | |
|------|-------------|
| 4135 | Black Matte |
| 4145 | Milk Gloss |

LessThanFive Smooth Paint

| | |
|------|------------------|
| 4234 | Blue Matte |
| 4235 | Light Fade Matte |
| 4236 | Dark Fade Matte |
| 4237 | Red Fade Gloss |
| 4805 | Copper Gloss |

Metal

Anodized Aluminum

Applies to: Rod or disc pulls
5200 Satin Aluminum

Brushed Aluminum

Applies to: Lox stool
9251 Brushed Aluminum

Polished Aluminum

Applies to: Lox chair, Potrero415, and Bindu conference bases
8046 Polished Aluminum

Applies to: Bob, SW_1, and Massaud conference bases

| | |
|------|-------------------------|
| 8040 | Aluminum Matte Polished |
|------|-------------------------|

Chrome

| | |
|------|---------------------------|
| 9201 | Chrome |
| 9207 | Polished trivalent chrome |
| 9208 | Etched trivalent chrome |

Brushed Nickel

Applies to: Millbrae seating and tables, and Denizen tables
9238 Brushed Nickel

Carl Hansen Base Finishes

| | |
|------|--------------------|
| 4860 | Black Powder Coat* |
| 4861 | Chrome* |
| 4862 | Stainless Steel |

*Only available on CH88 and CH88P

Potrero415 and Potrero415 Light Leg Rings

| | |
|------|--------------|
| 9201 | Chrome |
| 9260 | Black Chrome |
| 9261 | Copper |

LessThanFive Woven Carbon Fiber

4233 Carbon Weave*
*4233 Carbon Weave has a clear coat finish over woven carbon fiber.

Coating

Lux Coatings are metallic powder coat paints with a clear coat polyurethane layer applied over the base powder. The metallic flake presents itself differently at different points on a surface; therefore, different surface shapes and sizes may slightly alter the aesthetic. Slight variability is to be expected. Additionally, please note that because Lux Coatings are a part of Steelcase Select Surfaces, leadtimes may be extended.

Steelcase Select Surfaces Lux Coatings

| | |
|------|------------------|
| 4B20 | Obsidian |
| 4B22 | Matte Brass |
| 4B23 | Burnished Bronze |
| 4B24 | Night Bronze |
| 4B25 | Matte Copper |

✕4/20 = Last order entry
April 19, 2020

Metal/Paints Matrix

Legend

- = Not available
- = Available
- ▶ See specification pages for details.

Seating

| | 4135 Black Matte | 4138 Graphite Gloss | 4140 Arctic White Gloss | 4141 Platinum Matte | 4142 Platinum Gloss | 4144 Black Gloss | 4145 Milk Gloss | 4146 Champagne Matte | 4147 Champagne Gloss | 4148 Midnight Brown Gloss | 4180 Graphite Matte | 4193 Midnight Brown Matte | 4242 Milk Matte | 4234 Blue Matte | 4235 Light Fade Matte | 4236 Dark Fade Matte | 4237 Red Fade Gloss | 4805 Copper Gloss | 4710 Low Gloss Black | 7196 Midnight Brown Textured | 7197 Anthracite Textured | Enea Exclusive Finishes | Enea Café Wood Exclusive Finishes | Enea Lottus Exclusive Finishes |
|-----------------------|------------------|---------------------|-------------------------|---------------------|---------------------|------------------|-----------------|----------------------|----------------------|---------------------------|---------------------|---------------------------|-----------------|-----------------|-----------------------|----------------------|---------------------|-------------------|----------------------|------------------------------|--------------------------|-------------------------|-----------------------------------|--------------------------------|
| Bindu Conference | • | • | • | • | • | • | • | • | • | • | • | • | • | • | • | • | • | • | • | • | • | • | • | • |
| Bindu Guest | • | • | • | • | • | ■ | • | • | • | • | • | • | • | • | • | • | • | • | • | • | • | • | • | • |
| Bix | • | ■ | ■ | ■ | ■ | ■ | ■ | ■ | ■ | ■ | • | • | • | • | • | • | • | • | • | • | ■ | ■ | • | • |
| Bob | • | • | • | • | • | • | • | • | • | • | • | • | • | • | • | • | • | • | • | • | • | • | • | • |
| Capa | • | • | • | • | • | • | • | • | • | • | • | • | • | • | • | • | • | • | • | • | • | • | • | • |
| Chord | • | • | • | • | • | ■ | • | • | • | • | • | • | • | • | • | • | • | • | • | • | • | • | • | • |
| Circa | • | ■ | ■ | ■ | ■ | ■ | ■ | ■ | ■ | ■ | ■ | ■ | ■ | ■ | • | • | • | • | • | ■ | • | • | • | • |
| Coupe | • | ■ | ■ | • | ■ | ■ | • | • | • | ■ | • | • | • | • | • | • | • | • | • | • | • | • | • | • |
| Enea | • | • | • | • | • | • | • | • | • | • | • | • | • | • | • | • | • | • | • | • | • | ■ | • | • |
| Enea Café Wood Stool | • | • | • | • | • | • | • | • | • | • | • | • | • | • | • | • | • | • | • | • | • | • | ■ | • |
| Enea Lottus | • | • | ■ | • | ■ | ■ | ■ | ■ | ■ | • | • | • | • | • | • | • | • | • | • | • | • | • | • | ■ |
| Evaneau | • | • | • | • | ■ | • | • | • | • | • | • | • | • | • | • | • | • | • | • | • | • | • | • | • |
| Lagunitas | • | • | • | ■ | • | • | • | • | • | • | • | • | • | • | • | • | • | • | ■ | • | • | • | • | • |
| Last Minute | • | • | • | • | • | • | • | • | • | • | • | • | • | • | • | • | • | • | • | • | • | • | • | • |
| LessThanFive | • | • | • | • | • | • | • | • | • | • | • | • | • | ■ | ■ | ■ | ■ | ■ | • | • | • | • | • | • |
| Lox chair | • | • | • | • | • | • | • | • | • | • | • | • | • | • | • | • | • | • | • | • | • | • | • | • |
| Lox stool | • | • | • | • | • | • | • | • | • | • | • | • | • | • | • | • | • | • | • | • | • | • | • | • |
| Massaud Conference | • | • | • | • | • | • | • | • | • | • | • | • | • | • | • | • | • | • | • | • | • | • | • | • |
| Massaud Lounge | • | • | • | ■ | • | • | • | ■ | • | ■ | ■ | ■ | ■ | • | • | • | • | • | ■ | • | • | • | • | • |
| Millbrae | • | ■ | • | ■ | ■ | ■ | ■ | ■ | ■ | ■ | ■ | ■ | ■ | ■ | • | • | • | • | ■ | • | • | • | • | • |
| Montara650 | • | ■ | • | ■ | ■ | ■ | ■ | ■ | ■ | ■ | ■ | ■ | ■ | ■ | • | • | • | • | ■ | • | • | • | • | • |
| Sistema Lounge System | • | ■ | • | ■ | ■ | ■ | ■ | ■ | ■ | ■ | ■ | ■ | ■ | ■ | • | • | • | • | ■ | • | • | • | • | • |
| SW_1 | • | • | • | • | • | • | • | • | • | • | • | • | • | • | • | • | • | • | • | • | • | • | • | • |
| Switch | • | • | • | • | • | • | • | • | • | • | • | • | • | • | • | • | • | • | • | • | • | • | • | • |
| Topo Lounge | • | ■ | ■ | ■ | ■ | ■ | ■ | ■ | ■ | ■ | • | • | • | • | • | • | • | • | • | ■ | ■ | • | • | • |
| Visalia | • | ■ | • | ■ | • | ■ | ■ | • | • | ■ | ■ | ■ | ■ | • | • | • | • | • | ■ | • | • | • | • | • |
| Wrapp | • | • | • | • | • | • | • | • | • | • | • | • | • | • | • | • | • | • | • | • | • | • | • | • |

Occasional Tables

| | | | | | | | | | | | | | | | | | | | | | | | | |
|---------------------|---|---|---|---|---|---|---|---|---|---|---|---|---|---|---|---|---|---|---|---|---|---|---|---|
| Bix (vinyl version) | • | ■ | ■ | ■ | ■ | ■ | ■ | ■ | ■ | • | • | • | • | • | • | • | • | • | • | ■ | ■ | • | • | • |
| Bob | • | • | • | • | • | • | • | • | • | • | • | • | • | • | • | • | • | • | • | • | • | • | • | • |
| Circa | • | ■ | ■ | ■ | ■ | ■ | ■ | ■ | ■ | ■ | ■ | ■ | ■ | • | • | • | • | • | ■ | • | • | • | • | • |
| Enea | • | • | • | • | • | • | • | • | • | • | • | • | • | • | • | • | • | • | • | • | • | ■ | • | • |
| Enea Lottus | • | • | ■ | • | ■ | ■ | ■ | • | ■ | • | • | • | • | • | • | • | • | • | • | • | • | • | • | ■ |
| Lagunitas | • | ■ | ■ | ■ | ■ | ■ | ■ | ■ | ■ | ■ | ■ | ■ | ■ | • | • | • | • | • | ■ | ■ | ■ | • | • | • |
| Montara650 | • | ■ | • | ■ | ■ | ■ | ■ | ■ | ■ | ■ | ■ | ■ | ■ | • | • | • | • | • | ■ | • | • | • | • | • |
| Switch | • | • | • | • | • | • | • | • | • | • | • | • | • | • | • | • | • | • | • | • | • | • | • | • |
| SW_1 | • | • | • | • | • | • | • | • | • | • | • | • | • | • | • | • | • | • | • | • | • | • | • | • |

* Lux Coatings are not available on Montara650 54" or 60" round work-height tables or Massaud conference seating.

Metal/Paints Matrix

| Coalesse Metals | |
|--|---|
| 8040 Aluminum Matte Polished | • |
| 8046 Polished Aluminum | • |
| 9201 Chrome | • |
| 9207 Polished Trivalent | • |
| 9208 Etched Trivalent Chrome | • |
| 9238 Brushed Nickel | • |
| 9251 Brushed Aluminum | • |
| 9260 Black Chrome | • |
| 9261 Copper | • |
| Steelcase Select Surfaces Lux Coatings | |
| 4B20 Obsidian* | • |
| 4B22 Matte Brass* | • |
| 4B23 Burnished Bronze* | • |
| 4B24 Night Bronze* | • |
| 4B25 Matte Copper* | • |

Metal/Paints Matrix *continued*

Legend

- = Not available
- = Available
- ▶ See specification pages for details.

| | Coalesse Paints | | | | | | | | | | | | | | | | | | | | | | | |
|-----------------------------|------------------|---------------------|-------------------------|---------------------|---------------------|------------------|-----------------|----------------------|----------------------|---------------------------|---------------------|---------------------------|-----------------|-----------------|-----------------------|----------------------|---------------------|-------------------|----------------------|------------------------------|--------------------------|-------------------------|--------------------------------|---|
| | 4135 Black Matte | 4138 Graphite Gloss | 4140 Arctic White Gloss | 4141 Platinum Matte | 4142 Platinum Gloss | 4144 Black Gloss | 4145 Milk Gloss | 4146 Champagne Matte | 4147 Champagne Gloss | 4148 Midnight Brown Gloss | 4180 Graphite Matte | 4193 Midnight Brown Matte | 4242 Milk Matte | 4234 Blue Matte | 4235 Light Fade Matte | 4236 Dark Fade Matte | 4237 Red Fade Gloss | 4805 Copper Gloss | 4710 Low Gloss Black | 7196 Midnight Brown Textured | 7197 Anthracite Textured | Enea Exclusive Finishes | Enea Lottus Exclusive Finishes | |
| Tables and Casegoods | | | | | | | | | | | | | | | | | | | | | | | | |
| Au Lait | • | • | • | • | • | • | • | • | • | • | • | • | • | • | • | • | • | • | • | • | ■ | ■ | • | • |
| Ballet | • | ■ | ■ | ■ | ■ | ■ | ■ | ■ | ■ | ■ | • | • | • | • | • | • | • | • | • | • | ■ | ■ | • | • |
| Bix | • | • | • | • | • | • | • | • | • | • | • | • | • | • | • | • | • | • | • | • | ■ | ■ | • | • |
| Bob | • | • | • | • | • | • | • | • | • | • | • | • | • | • | • | • | • | • | • | • | • | • | • | • |
| CG_1 | • | • | • | ■ | • | • | • | • | • | • | ■ | ■ | ■ | • | • | • | • | • | • | ■ | ■ | • | • | |
| Denizen | • | ■ | • | • | ■ | ■ | ■ | • | ■ | • | • | • | • | • | • | • | • | • | • | • | • | • | • | |
| E-Table 2 | • | ■ | ■ | ■ | ■ | ■ | ■ | ■ | ■ | ■ | • | • | • | • | • | • | • | • | • | ■ | ■ | • | • | |
| Enea | • | • | • | • | • | • | • | • | • | • | • | • | • | • | • | • | • | • | • | • | • | ■ | • | |
| Enea Lottus | • | • | ■ | • | ■ | ■ | ■ | • | ■ | • | • | • | • | • | • | • | • | • | • | • | • | • | ■ | |
| Exponents | ■ | • | • | ■ | • | • | • | • | • | • | • | • | • | • | • | • | • | • | • | • | • | • | • | |
| Exponents Mobile Display | ■ | • | • | • | • | • | ■ | • | • | • | • | • | • | • | • | • | • | • | • | ■ | ■ | • | • | |
| Lagunitas | • | ■ | ■ | • | ■ | ■ | ■ | ■ | ■ | ■ | ■ | ■ | ■ | • | • | • | • | • | ■ | ■ | ■ | • | • | |
| Lagunitas Focus Nook | • | • | • | • | • | • | • | • | • | • | ■ | ■ | ■ | • | • | • | • | • | ■ | ■ | • | • | • | |
| Millbrae | • | ■ | • | ■ | • | ■ | ■ | • | ■ | ■ | ■ | ■ | ■ | • | • | • | • | • | ■ | ■ | • | • | • | |
| Montara650 | • | ■ | • | ■ | • | ■ | ■ | ■ | ■ | ■ | ■ | ■ | ■ | • | • | • | • | • | ■ | ■ | • | • | • | |
| Potrero415 | • | ■ | • | • | ■ | ■ | ■ | • | ■ | ■ | ■ | ■ | ■ | • | • | • | • | • | ■ | ■ | • | • | • | |
| Potrero415 Light | • | ■ | • | • | ■ | ■ | ■ | • | ■ | ■ | ■ | ■ | ■ | • | • | • | • | • | ■ | ■ | • | • | • | |
| Reunion Collection | • | ■ | ■ | ■ | ■ | ■ | ■ | ■ | ■ | ■ | • | • | • | • | • | • | • | • | • | ■ | ■ | • | • | |
| Train | • | ■ | ■ | ■ | ■ | ■ | ■ | ■ | ■ | ■ | • | • | • | • | • | • | • | • | • | ■ | ■ | • | • | |
| SW_1 | • | • | • | • | • | • | • | • | • | • | • | • | • | • | • | • | • | • | • | • | • | • | • | |

* Lux Coatings are not available on Montara650 54" or 60" round work-height tables or Massaud conference seating.

**Available on Potrero415 and Potrero415 Light leg rings only


Metal/Paints Matrix

| Coalesse Metals | |
|--|---|
| 8040 Aluminum Matte Polished | • |
| 8046 Polished Aluminum | • |
| 9201 Chrome** | • |
| 9207 Polished Trivalent | • |
| 9208 Etched Trivalent Chrome | • |
| 9238 Brushed Nickel | • |
| 9251 Brushed Aluminum | • |
| 9260 Black Chrome** | • |
| 9261 Copper** | • |
| Steelcase Select Surfaces Lux Coatings | |
| 4B20 Obsidian* | • |
| 4B22 Matte Brass* | • |
| 4B23 Burnished Bronze* | • |
| 4B24 Night Bronze* | • |
| 4B25 Matte Copper* | • |


Metal/Paints Palette

► See *Metal/Paints Matrix* for availability by product list, page 68.

Metal/Paint Colors




Denizen Paint Colors - Standard specifiable powder coat options



Enea Paint



Enea Café Wood Stool Paint (available on seat casting only)



Metal/Paints Palette

Enea Lottus Paint




Anthracite Grey Textured 4062 Cool Grey Textured 4063 Sand Textured 4064 Blue Ink Textured 4065 Ocean Textured 4066 Ice Textured 4067 Olive Textured 4068 Honey Textured 4069



Currant Textured 4070 Saffron Textured 4071 Red **✕4/20** 4216* Brown **✕4/20** 4217 Platinum Silver 4218 Black Textured 7207 Arctic White Textured 7241

*Not available on Enea Lottus Tables.

Exponents Paint Colors



Black Matte 4135 Platinum Matte 4141

Exponents Mobile Display Paint Colors



Black Matte 4135 Milk Gloss 4145

Potrero415 and Potrero415 Light Metal Leg Ring Color



Chrome 9201 Black Chrome 9260 Copper 9261

✕4/20 = Last order entry
April 19, 2020


Metal/Paints Palette *continued*

► See *Metal/Paints Matrix* for availability by product list, page 68.


Carl Hansen Base Finishes



Black Powder Coat
4860




Chrome
4861




Stainless Steel
4862

LessThanFive Smooth Paint




Blue Matte
4234



Light Fade Matte
4235



Dark Fade Matte
4236




Red Fade Gloss
4237



Copper Gloss
4805

LessThanFive Woven Carbon Fiber



Carbon Weave
4233*

**4233 Carbon Weave has a clear coat finish over woven carbon fiber.*

Steelcase Select Surfaces Lux Coatings



Obsidian
4B20



Matte Brass
4B22



Burnished Bronze
4B23



Night Bronze
4B24



Matte Copper
4B25

Coalesse

Metal/Paints Palette

Emu Advanced Collection Paint Matrix

Legend

- = Not available
- = Available
- ▶ See specification pages for details.

| | 4251 Emu Indian Brown | 4256 Aluminum | 4257 Antique Iron | 7234 Emu Black | 7271 Emu White | 7272 Blue | 7273 Green | 7294 Emu Grey/Green | 7296 Emu Taupe | 7297 Emu Corten | 7298 Emu Copper | 7391 Emu Poppy |
|----------------------------------|-----------------------|---------------|-------------------|----------------|----------------|-----------|------------|---------------------|----------------|-----------------|-----------------|----------------|
| Heaven Seating, Tables, and Pouf | • | ■ | • | ■ | ■ | • | • | • | • | • | • | • |
| Heaven Vases | • | • | • | • | ■ | • | • | • | • | • | • | • |
| Ivy Collection | • | • | • | • | ■ | • | • | • | • | • | • | • |
| Pattern Collection | • | • | • | ■ | ■ | ■ | ■ | • | • | • | • | ■ |
| Retrouvé Collection | • | • | • | • | ■ | • | • | • | • | • | • | • |
| Round Collection | ■ | • | ■ | ■ | ■ | • | • | • | • | • | • | • |
| Kira Tables | • | • | • | ■ | ■ | • | • | ■ | • | • | • | • |
| Terramare Collection | ■ | • | • | ■ | ■ | • | • | ■ | • | ■ | • | • |
| Lyze Collection | • | • | • | ■ | ■ | • | • | ■ | ■ | • | ■ | ■ |

Tip: Select product lines allow for other Emu paint finishes (those shown as not available on the matrix) as an available option. Consult the Coalesse Seating and Outdoor Specification Guide for details.


Emu Paint Palette

► See *Emu Advanced Collection Paint Matrix* for availability by product list, page 76.


Emu Collection



Emu Indian Brown
4251



Aluminum
4256



Antique Iron
4257



Emu Black
7234



Emu White
7271



Blue
7272



Green
7273



Emu Grey/Green
7294




Emu Taupe
7296



Emu Corten
7297



Emu Copper
7298



Emu Poppy
7391

Miscellaneous

Convex Vinyl Edge Band

Applies to:

- Au Lait (includes cast urethane) and E-Table vinyl
- | | |
|------|------------|
| 6000 | Black |
| 6607 | Woodrose |
| 6609 | Smoke |
| 6655 | Warm White |

Cast Urethane Edge

Applies to:

- Au Lait
- | | |
|------|------------|
| 6000 | Black |
| 6607 | Woodrose |
| 6609 | Smoke |
| 6655 | Warm White |

Fiber Cement

Applies to:

- Emu Lyze Collection
- | | |
|------|------------|
| FC01 | White/Grey |
|------|------------|

Porcelain Stoneware

Applies to:

- Emu Kira and Terramare Tables
- | | |
|------|-----------------|
| ST01 | Basaltina |
| ST02 | Statuario White |
| ST03 | Emperador |
| ST04 | Fokos Rena |
| ST05 | Savoia Grey |

Plastic

Applies to:

- Enea
- | | |
|------|-----------------------------|
| 003 | White |
| 0013 | Sunset Orange £34/20 |
| 0014 | Clover Green £34/20 |
| 0015 | Sand |
| 0016 | Walnut Brown £34/20 |
| 0017 | Cool Grey |
| 0400 | Black |
| 0405 | Periwinkle |
| 0406 | Alabaster |
| 0409 | Red £34/20 |
| 0414 | Anthracite Grey |
| 0421 | Blue £34/20 |

Applies to:

- Enea Altzo943, Enea café wood and Enea Lottus
- | | |
|------|-----------------------------|
| 003 | White |
| 0013 | Sunset Orange £34/20 |
| 0014 | Clover Green £34/20 |
| 0015 | Sand |
| 0016 | Walnut Brown £34/20 |
| 0017 | Cool Grey |
| 0400 | Black |
| 0409 | Red £34/20 |
| 0414 | Anthracite Grey |
| 0421 | Blue £34/20 |
| 0422 | Blue Ink |
| 0423 | Ocean |
| 0424 | Ice |
| 0425 | Olive |
| 0426 | Honey |
| 0427 | Currant |
| 0428 | Saffron |

Tip: Not all colors available on all products. Consult the Enea plastic matrix for product line availability.

Applies to:

- Enea café wood stool shell
- | | |
|------|-----------------|
| 003 | White |
| 0017 | Cool Grey |
| 0400 | Black |
| 0409 | Red |
| 0414 | Anthracite Grey |

Applies to:

- Exponents mobile cart, moby, and mobile display casters
- | | |
|------|--------------|
| 6000 | Black |
| 6009 | Arctic White |

Applies to:

- Lox chairs
- | | |
|------|--------|
| 6345 | Black |
| 6346 | White |
| 6349 | Greige |

Applies to:

- Lox stools
- | | |
|------|-------------|
| 6347 | Black Gloss |
| 6348 | White Gloss |

Applies to:

- SW_1 tablets, grommet, barrier, wire manager, substructure, and lounge tablet
 - Sebastopol grommet
 - Sistema lounge system box table cylinder
 - Potrero415 and Potrero415 Light PowerPod grommet, substructure for glass and Corian tops
- | | |
|------|-------|
| 6000 | Black |
| 6052 | Milk |

Applies to:

- Lagunitas focus nook light grommet and Potrero415 Light power modules
- | | |
|------|----------|
| 6000 | Black |
| 6052 | Milk |
| 6D03 | Graphite |

Applies to:

- Grommet, spheres, flex-gangers, Mini-Port, Interport, casters, horizontal wire manager, and vertical wire manager
- Black plastic

TAP Power Module Door Finishes**Brushed Anodized Aluminum**

Applies to:

- Host
- | | |
|------|--------|
| 8044 | Black |
| 8047 | Silver |

Utility Bay

Applies to:

- E-Table 2
- | | |
|------|---------------|
| 4137 | Matte Black |
| 4745 | Nickel Mica |
| 4746 | Silver Mica |
| 4747 | Charcoal Mica |

Glass Doors

Applies to:

- Host credenzas
- Frosted glass

Locks

Applies to:

- Denizen and Exponents
- | | |
|------|--------------|
| 9211 | Nickel |
| 9250 | Ember Chrome |

Interior and Plinth

Applies to:

- Host credenzas
- Black Melamine

Papercord Seating

Applies to:

- Carl Hansen & Son
- | | |
|------|---------|
| P500 | Black |
| P501 | Natural |
| P502 | White* |
- * White papercord is available on CH24 Wishbone chair only.

Solid

Applies to:

- Denizen, Exponents, Potrero415, and SW_1 tables
- | | |
|------|---------------|
| 2801 | Glacier White |
|------|---------------|

Applies to:

- CG_1
- | | |
|------|----------------|
| 2010 | Black |
| 2011 | Midnight Black |
| 2012 | Blue |
| 2013 | Red |
| 2801 | Glacier White |

Grommet

Applies to:

- Exponents
- | | |
|------|----------------|
| 4135 | Black Matte |
| 4141 | Platinum Black |

Power, Voice Data Modules

Applies to:

- Exponents
- | | |
|------|--------------------|
| 4140 | Arctic White Gloss |
| 4141 | Black Gloss |

Soft Surface Worksurface

Applies to:

- Free Stand
- | | |
|------|-------|
| 4433 | Black |
|------|-------|

Glossy Laminate

Applies to:

- Sebastopol
- | | |
|------|---------------------|
| 2001 | Smoky White Glossy |
| 2002 | Studio Gray Glossy |
| 2003 | Wrought Iron Glossy |
| 2004 | Black Pearl Glossy |
| 2005 | Liberty Red Glossy |

Power Module Finishes**Brushed Anodized Aluminum**

Applies to:

- Potrero415
- | | |
|------|--------|
| 8044 | Black |
| 8047 | Silver |

£34/20 = Last order entry
April 19, 2020

Miscellaneous

Arzu Rug Patterns and Colorways

Applies to:

- Arzu Rug Collection pile and texture rugs

| | |
|--------------|--------------|
| Benefit | Blue Grey |
| Benefit | Deep Sea |
| Benefit | French Horn |
| Benefit | Puritan Grey |
| Condensation | Deep Sea |
| Condensation | Mushroom |
| Condensation | Navy |
| Condensation | Puritan Grey |
| Light | Deep Sea** |
| Light | Mushroom** |
| Light | Navy** |
| Light | Steel** |
| Mystify | Blue Grey |
| Mystify | Dark Purple |
| Mystify | Mushroom |
| Mystify | Navy |
| Rust | Dark Purple |
| Rust | Deep Sea |
| Rust | North Brown |
| Rust | Steel |

** Not available on texture rugs.

Arzu Rug Collection Matrix and Wool Colors Palette

Legend





















- = Not available
- = Available
- ▶ See specification pages for details.

| | Pile | Texture |
|--------------|------|---------|
| Benefit | ■ | ■ |
| Condensation | ■ | ■ |
| Light | ■ | • |
| Mystify | ■ | ■ |
| Rust | ■ | ■ |

Tip: Pile rugs utilize a Turkish knot technique. Texture rugs combine both Turkish and Sumac knot techniques, creating dimension and texture with a high-low effect.



Arzu Rug Collection Patterns, Colorways, and Wool Colors

| Pattern | Colorway | Technique | Primary Wool Color | Wool Color(s) | |
|--------------|---|--------------|--------------------|---------------|--|
| Benefit |  | Blue Grey | Pile | HB65 | AZ59 |
| | | | Texture | HB65 (T) | AZ59 (K) |
| |  | Deep Sea | Pile | AZ58 | |
| | | | Texture | AZ58 (T) | AZ58 (K) |
| |  | French Horn | Pile | HB90 | |
| | | | Texture | HB90 (T) | HB90 (K) |
| |  | Puritan Grey | Pile | AZ84 | HB65 |
| | | | Texture | AZ84 (T) | HB65 (K) |
| Condensation |  | Deep Sea | Pile | AZ58 | AZ81 |
| | | | Texture | AZ58 (T) | AZ81 (K), AZ81 (T), AZ58 (K), AZ58 (T), AZ81 (T) |
| |  | Mushroom | Pile | HB101 | HB3, HB102 |
| | | | Texture | HB101 (T) | HB3 (T), HB102 (T), HB101 (K) |
| |  | Navy | Pile | HB23 | AZ59, HB25 |
| | | | Texture | HB23 (T) | AZ59 (T), HB25 (T), HB23 (K) |
| |  | Puritan Grey | Pile | HB65 | AZ59, AZ84 |
| | | | Texture | HB65 (T) | AZ59 (T), AZ84 (T), AZ59 (K) |
| Light |  | Deep Sea | Pile | AZ58 | HB65 |
| |  | Mushroom | Pile | HB101 | HB102 |
| |  | Navy | Pile | HB23 | HB25 |
| |  | Steel | Pile | AZ81 | AZ84 |
| Mystify |  | Blue Grey | Pile | HB65 | AZ59 |
| | | | Texture | HB65 (T) | AZ59 (T), AZ59 (K) |
| |  | Dark Purple | Pile | AZ63 | HB97 |
| | | | Texture | AZ63 (T) | HB97 (T), HB97 (K) |
| |  | Mushroom | Pile | HB101 | HB102 |
| | | | Texture | HB101 (T) | HB102 (T), HB102 (K) |
| |  | Navy | Pile | HB23 | HB65 |
| | | | Texture | HB23 (T) | HB65 (T), HB65 (K) |
| Rust |  | Dark Purple | Pile | AZ63 | HB97, AZ81, HB104, AZ84 |
| | | | Texture | AZ63 (T) | HB97 (T), AZ81 (T), HB104 (K), AZ84 (T), AZ81 (K) |
| |  | Deep Sea | Pile | AZ58 | HB23, HB25, AZ59, HB65 |
| | | | Texture | AZ58 (T) | HB23 (T), HB25 (T), AZ59 (T), HB65 (T), HB65 (K) |
| |  | North Brown | Pile | HB7 | AZ74, HB101, HB102, HB65, HB90 |
| | | | Texture | HB7 (T) | AZ74 (T), HB101 (T), HB102 (K), HB65 (T), HB90 (K) |
| |  | Steel | Pile | AZ81 | AZ84, HB65, HB3, HB102 |
| | | | Texture | AZ81 (T) | AZ84 (T), HB65 (T), HB3 (K), HB102 (T), HB65 (K) |

Tip: Pile technique utilizes a Turkish knot and has a pile height of 6-8 mm.

Tip: Texture technique combines a Turkish knot and Sumac knot, creating dimension and texture with a high-low effect. Turkish knot pile height is 6-8 mm, Sumac knot is 4-5 mm.

Tip: When bound fringe option is specified, it will match the primary wool color. When with fringe is specified, fringe color is white.

(T) = Turkish knot

(K) = Sumac knot

Enea and Enea Lottus Plastic Matrix


Legend

- = Not available
- = Available
- ▶ See specification pages for details.

| | 003 White | 0013 Sunset Orange | 0014 Clover Green | 0015 Sand | 0016 Walnut Brown | 0017 Cool Grey | 0400 Black | 0405 Periwinkle | 0406 Alabaster | 0409 Red | 0414 Anthracite Grey | 0421 Blue | 0422 Blue Ink | 0423 Ocean | 0424 Ice | 0425 Olive | 0426 Honey | 0427 Currant | 0428 Saffron |
|------------------------------|-----------|--------------------|-------------------|-----------|-------------------|----------------|------------|-----------------|----------------|----------|----------------------|-----------|---------------|------------|----------|------------|------------|--------------|--------------|
| Enea Shell | ■ | ■ | ■ | ■ | ■ | ■ | ■ | ■ | ■ | ■ | ■ | ■ | • | • | • | • | • | • | • |
| Enea Lottus Shell and Insert | ■ | ■ | ■ | ■ | ■ | ■ | ■ | • | • | ■ | ■ | ■ | ■ | ■ | ■ | ■ | ■ | ■ | ■ |
| Enea Café Wood Stool Seat | ■ | • | • | • | • | ■ | • | • | • | ■ | ■ | ■ | ■ | ■ | ■ | ■ | ■ | ■ | ■ |
| Enea Altzo943 Shell | ■ | • | • | ■ | • | ■ | ■ | • | • | • | ■ | • | ■ | ■ | ■ | ■ | ■ | ■ | ■ |


Plastic and Miscellaneous Palette

E-Table Utility Bay



Matte Black 4137 Nickel Mica 4745 Silver Mica 4746 Charcoal Mica 4747

1/4" Au Lait Cast Urethane, Au Lait, and Convex Vinyl Edge



Black 6000 Warm White 6655 Woodrose 6607 Smoke 6609

CG_1 - Solid Surface colors for the leg insert



Black 2010 Midnight Brown 2011 Blue 2012 Red 2013 Glacier White 2801

Emu Lyze - Fiber Cement



White/Grey FC01

Emu Kira and Terramare - Porcelain Stoneware



Basaltina ST01 Statuario White ST02 Emperador ST03 Fokos Rena ST04 Savoia Grey ST05

Plastic and Miscellaneous Palette *continued*

► See *Enea and Enea Lottus Plastic Matrix* for availability by product list, page 82.

Enea Plastic



Enea Altzo943, Enea Cafe Wood and Enea Lottus Plastic



*Available on Enea Lottus only.

Tip: Not all colors available on all products. Consult the Enea plastic matrix for product line availability

X4/20 = Last order entry
April 19, 2020

Plastic and Miscellaneous Palette

Hosu – Ottoman Pull Tab




Red
CL40

Blue
CL41

Black
CL42

Lox Chair Plastic



Black
6345

White
6346

Greige
6349

Lox Stool Plastic



Black Gloss
6347

White Gloss
6348

Sebastopol - Glossy laminate colors for interior surface



Smoky White
Glossy
2001

Studio Gray
Glossy
2002

Wrought Iron
Glossy
2003

Black Pearl
Glossy
2004

Liberty Red
Glossy
2005

Denizen, Exponents, Potrero415, Potrero415 Light, Sistema, and SW_1 Exclusives

Potrero415 and Potrero415 Light PowerPod Grommet and Sub-structure, Sistema Lounge System Box Table Cylinder, SW_1 Tablet, Grommet, Barrier, Wire Manager, Sub-structure, and Sebastopol Grommet



Black
6000

Milk
6052

Papercord




Black
P500

Natural
P501


White
P502

Denizen, Exponents, Potrero415, Potrero415 Light, and SW_1 Solid Exclusive



Glacier White Corian
2801

Lagunitas Focus Nook Light Grommet and Potrero415 Light Power Modules



Black
6000

Milk
6052

Granite
6D03

Coalesse

Denizen, Exponents, Potrero415, Potrero415 Light, Sistema, and SW_1 Exclusives

Care and Maintenance

Chrome

Use commercial cleanser and polish, according to manufacturer's directions.

Fabric

Under normal use, clean with soft cloth dampened with water. For spots and spills, we recommend professional cleaning. For COM, refer to the specific cleaning instructions recommended by the fabric supplier.

Emu Outdoor Fabric:

Remove loose dirt with soft bristle brush or hose down with cold water. Clean with mixture of water and mild soap. Rub in mixture with soft brush and allow to thoroughly soak into fabric. Rinse thoroughly with cold water and air dry. Never use water over 100 degrees Fahrenheit. Do not machine dry. For light cleaning, avoid using detergents.

For stubborn stains use mixture of one gallon cold water, 1/2 cup bleach and 1/4 cup mild soap for one hour.

Detergents can be used without harm, though they may remove some of the water and stain resistant properties in the fabric.

SW_1 Knit:

Clean with warm water and soap. Wet sponge and wipe fabric. Household cleaners such as Windex may be used. Do NOT use cleaners containing bleach.

Laminate and solid phenolic

should be cleaned with soap and water. For stubborn stains, use a non-abrasive household cleaner.

SW_1 tablet surfaces clean with soft cloth dampened with water and soap, if needed. The use of general purpose cleaners are acceptable but must be void of citric content that has z-butoxyethanol in the formulation listing.

Cleaning Laminate

Markerboard Surface

Use dry erase markers only. Remove dry-erase markings with a markerboard eraser or soft cloth as often as possible. Change erasers, as they become dirty. Dirty erasers will leave ink residue on the surface.

For daily cleaning, or as needed, use a dry erase cleaner, or a non-abrasive household cleaner, such as glass cleaner. This may be done with a soft cloth or sponge. Dry the surface with a soft cloth prior to writing. All markings should be removed weekly.

Caution:

- Do not use permanent markers on markerboard surfaces. In the event a permanent marker is used, removal of markings may be attempted by using dry erase cleaner, or by writing over the marking with a dry erase marker and erasing with a markerboard eraser or soft cloth.
- Do not use abrasive cleaners or solvent type cleaning solutions, such as Ketones (Acetone, MEK, etc.) lacquer thinner, nail polish remover, etc. because they may remove the finish from the markerboard surface.

Cleaning e³ CeramicSteel Markerboard Surface

- Wipe board with a clean cloth moistened by a liquid markerboard cleaner or a solution of 50% water and 50% isopropyl alcohol.
- Rinse with clear water.
- Wipe dry with a clean cloth. If your board is used daily, the cleaning should be performed at least 2-3 times a week.

More thorough cleaning may be required if writing is left on the board for more than two days.

Markers

Use any high-quality dry erase marker.

CAUTION! The use of Low Odor markers may cause ghosting to occur. If Low Odor markers have been used, the surface can be completely cleaned by following the cleaning instructions above. Remember to discard eraser if used with Low Odor markers.

Removing Permanent Marker

- Option 1:
- Write over the top of the permanent marker ink with a dry-erase marker
 - Simply erase

Option 2:

- Moisten a clean, dry cloth with isopropyl alcohol
- Wipe the board in a circular motion to loosen marker residue
- Rinse with clear water
- Dry the board with a clean cloth
- Repeat these steps as necessary

Installer's Instructions for Initial Cleaning at Time of Installation

NOTE: These initial cleaning instructions are shipped with every board.

- For initial cleaning, wipe your board with a clean cloth moistened by a mild, alcohol-based cleaner.
- Rinse with clear water. This step is simple, but very important.
- Wipe dry with a clean cloth.

Leather

Under normal use, regular dusting and vacuum cleaning are all that is necessary. For spots and spills, wipe excess liquid immediately. If necessary, use lukewarm water cleaning the entire area where spot occurred and air dry. For stubborn spots or stains, use a solution of mild non-detergent soap and air dry. For butter, oil, or grease, wipe excess with dry cloth and then leave alone. The spot will dissipate into the leather. Do not apply water.

Faux Leather

Under normal use, clean with soft cloth dampened with water. For spots and stains, use the recommended mixture of Woolite and water. Rinse with clean water and air dry.

Granite/Glass

Under normal use, clean with Windex and soft cotton cloth.

Powder coat finishes on chairs and table bases

should be cleaned with a liquid detergent and water. Remove stubborn stains with liquid cleanser, such as Formula 409.

Emu Outdoor Paint:

Store in an enclosed and dry area during winter to avoid condensation. Before winter and regularly every quarter, clean the metal surfaces with a cloth dipped in water or detergent and protect them with vasoline oil or car polish. Do not use ethyl alcohol or detergents that contain even in small quantities acetone, trichloroethylene, or ammonia (or solvents in general). When storing tables, do not stack them or put the table tops in direct contact with each other. Handle the seats with care when stacking them to avoid damaging the varnished surfaces.

Polished Aluminum finishes on table bases and chair arms should be cleaned with a commercial powder, liquid, or paste metal cleaner and polish. Follow the manufacturer's directions.

Veneers and painted MDF

should be cleaned regularly with mild soap and water and dried with a soft cloth. Tip: Never use ammonia-based cleaners or wax on wood surfaces.

Protecting Wood Surfaces

Use desk pads and coasters to help protect the finish against dents, scratches, moisture and hot and cold liquids. Do not use desk pads that have plastic backing. Use felt or leather pads on the bottoms of office equipment and accessories.

Periodically move desk accessories and other objects kept on the worksurface to ensure even aging.

Lift objects when you move them, instead of pulling or pushing them across the surface, to avoid scratching the surface. Avoid leaving vinyl binders on worksurface for long periods.

If you use a protective glass top, insert felt pads between the glass and the worksurface, to create an air space and allow the wood to breathe.

Keep your furniture away from direct sunlight. Avoid extreme temperatures and humidity. Maintain temperatures between 60 and 80 degrees Fahrenheit and humidity levels between 30 and 50 percent.

Cleaning Wood Surfaces

Keep a supply of soft, clean, absorbent cloths handy for wiping up spills and regular dusting.

To dust, wipe with a slightly damp, soft cloth, using another soft cloth to dry. Always wipe the surface in the direction of the woodgrain.

Use a quality cleaner or flax soap formulated especially for use on wood surfaces. Do not use oils or ammonia. Dilute the cleaner as directed by the manufacturer. Dampen but do not saturate a soft cloth with the diluted cleaning solution. Wipe the surface in the direction of the woodgrain to remove dirt and fingerprints. Wipe the surface clean with a soft, dry cloth.

Care and Maintenance

For Carl Hansen Wood Finishes:

Oil/White Pigmented Oil:
Wipe clean with damp cloth. Wood should be treated twice per year on all surfaces, or as needed to remove scratches and stubborn stains.

Stain/Varnish, Clear lacquer, CHS Color:
Wipe clean with damp cloth.

Vinyl
Under normal use, clean with soft cloth dampened with mild soap solution. For stubborn stains and spills, a sponge or soft brush may be used with mild non-abrasive cleaner.

Transolid/Corian:
Clean regularly with mild soap and water. Dry with a soft cloth.

Tables should be inspected and maintained regularly by tightening screws and bolts, inspecting casters and glides for damage, and inspecting all moving parts for damage and wear.

For LessThanFive Chair Finishes:

- To clean a chair, start with water and a soft cloth, like microfiber (do not use abrasive cleaners or materials like paper towel)
- If water does not clean the chair, use a common solution, like Formula 409 or window cleaner, with a soft cloth
- For removal of indigo from denim, use isopropyl alcohol (rubbing alcohol) with a soft cloth
- To remove small scratches on the high gloss chairs (Carbon Weave, Red Fade, and Copper), only wax-based paste, like SC Johnson Paste Wax or Trewwax Clear Paste Wax, can be used. Waxing is not recommended for matte chairs (Light Fade, Dark Fade, and Blue), as this will change the matte finish of the chair.

For Fusion Fabric:

Following these guidelines will help to extend the life of the fabric:

- Clean regularly with soap and water
- Wipe up spills as soon as they occur
- Use alcohol based cleaners, such as Fantastik® and Formula 409®
- Sanitize using disinfectants such as: bleach (20%) water solution, hydrogen peroxide based, or quaternary based
- For stubborn stains, wipe the stain off with isopropyl alcohol (rubbing alcohol) as soon as possible
- Thoroughly rinse all solution residue with clean water
- Air dry

For Arzu Rug Collection:

- Use a rug pad underneath your rug in order to prevent unnecessary friction and wear.
- Lightly vacuum your rug on a regular basis.
- Dry blot all spills first, then lightly spot clean with mild soap and cold water to remove the spill.
- Protect the rug from strong, direct sunlight.
- Avoid placing any objects on the rug that may cause dampness.
- Occasionally rotate the rug to distribute traffic and prevent wear and tear.
- Have the rug professionally cleaned every few years, depending on the amount of traffic it receives.
- To prolong the life of the rug, make necessary repairs as needed.

Trademark List

- ® The following are registered trademarks for products of Steelcase Inc. or one of its related corporate entities: 4 o'clock, 900 Series, à la carte, Airtouch, Ally, Amia, Answer, Archipelago, Avenir, Ballet, Bix, Brayton International, Cachet, Canopy, Canto, Chancellor, Coalesse, Confidante, Context, Convene, CopyCam, Criterion, Crushed Can, Currency, dash, Designtex, Details, Detour, Drive, Elective Elements, Ellipse, Ember Chrome, Emerge, E-Table 2, FYI, Garland, Gentry, Ginkgo Biloba, Groupwork, Ideo, Jacket, Jenny, Jersey, Kart, Kick, LaCosta, Leap, Let's B, LiveBack, Max-Stacker, media:scape, Metro, Migrations, Mitra, Montage, Nurture, Oriana, Parade, Pathways, PCT, Permiso, Player, Portal, Power Pincher, Progeny, Protégé, R2, Rally, Relevant, Reply, Rizzi Arc, Sensor, Series 9000, Siento, Sieste, Sine, Softcare, Springboard, Steelcase, Steelcase Design Partnership, Stella, Stow Davis, Swathmore, Sylvi, TeamWork, Technique, Texpress, Think, Thunder, Topo, Train, turnstone, Underline, Unison, Vecta, Viridian, Walden, Werndl, and X-Stack.
- ® The following registered trademarks are under license from AWI Licensing Company, Dover, DE: SoundScapes, DuraBrite, BioBlock, and Armstrong.
- ® The following registered trademarks are under license from Byrne Electrical, Rockford, MI: Interport, Mini-Port, Axil Z, and Ellora.
- ® The following is a registered trademark of DuPont, Wilmington, DE: Corian.
- ® The following is a registered trademark of Genlyte Thomas Company, Louisville, KY: Lightolier.
- ® The following is a registered trademark of Hilti Corporation, FL-9494 Schaan, Principality of Liechtenstein: Hilti.
- ® The following is a registered trademark of Leviton Manufacturing Company, Little Neck, NY: Decora.
- ® The following is a registered trademark of Mechanical Plastics Corp, Elmsford, NY: Toggle.
- ® The following is a registered trademark of Microsoft Corporation, Redmond, WA: Microsoft.
- ® The following is a registered trademark of Panduit Corporation, Lockport, IL: Panduit.
- ® The following is a registered trademark of Trav (Press), Cuneo, Italy: Assisa.
- ® The following is a registered trademark of Virtual Ink, Boston, MA: mimioActive.
- ® The following registered trademarks are under license from Wilkhahn Furniture Products: Avera, Senzo, Versal, and Wilkhahn FS.

- ® The following is a registered trademark of Wilsonart International, Temple, TX: Chemsurf.
- ® The following is a registered trademark of Wiremold, West Hartford, CT: Wiremold.
- ® The following is a registered trademark of EMU Group S.P.A., Perugia, Italy: Emu.
- ® The following is a registered trademark of Security People, Inc.: Digilock.
- ™ The following are trademarks for products of Steelcase Inc. or one of its related corporate entities: Access, Active/Passive Shelf, Ainsley, Akira, Alcove, Alerion, Alight, Amaris, American Elect, American Tradition, ap40, Arbor, Arriva, Asana, Ascot, Aspekt, Astor, Await, Bassline, B-Free, Bira, Bivi, Bixby, Bottomline, Brody, Brook, Buoy, Burton, c:scape, Calla, Calm, Camber, Campfire, Capa, Cappuccino, Cesar, Chester, Chord, Circa, Clarendon, Classic Rectangular, Clipper, cobì, Collaboration, Community, Company, Convey, Cortex, Coupe, Crea, Crew, Cura, Cypress, Davenport, Dearborn, Deck, Déjà, Denizen, Denska, Derby, Divisio, Donovan, Dune, Duo, Echo, Edge, Elsna, Empath, Empress, Enea, ēno, EnSync, Enviro, Escapade, Exchange, Exponents, Field, Flat Top, FlexFrame, Flip Top, Flute, Folio, FrameOne, FreeFlow, Frontier, Galliei, Gesture, Ginger, Ginkgo, Go Wall, Grip, Groove, Hatchback, Hawthorne, Hitch, Host Collection, Hosu, Huddleboard, i2i, Impact, Indy, InfoLink, IOS, I-Solve, Jack, Jarrah, Jetty, Juice, Kami, Kast, Kathryn, Lagunitas, Lark, L'Attitude, LearnLab, Leela, LessThanFive, Lincoln, Linden, LiveSeat, Loria, Lyric, Malibu, Malibu Too, Mansfield, Marathon, Martini, Mason, Masque, Migration, Millbrae, Mineral, Mingle, Mystic, Mystic Metal, Mystic Wood, Montara650, Montreal, Move, Nadia, Neighbor, nesso, Nickel, Nikko, Nod, Node, Norfolk, Ology, Ontrak, Oom, Opus, Orchid, Outlook Collection, Ovation, Paloma, Paperflo, Parliament, Pasio, Passerelle, Patriarch, Payback, Peek, Pile File, Pisa, Pool, Potrero415, PUCK, QiVi, Quba, Rave, Reed, Regard, Relay, Reunion, Ripple, Riser, Roam, Rocco, Rocky, RoomWizard, Runner, Satellite, Sawyer, ScapeSeries, Senti, Sentinel, Senza, Sequoia, Session, ShareLink, Shield, Shortcut, Sidewalk, SILQ, Skylar, Slumber, Smoke, Snug, Soft Leaf, Sonata, Sorrel, SOTO, Southside, Stationkits, Steelcase Series, Stiletto, Surprise!, Surround, Switch, Symphony, Sync, TagWizard, Tava, TeamStudio, TeamTheater, Tenaro, Terrazzo, Theorem, Thread, Topaz, Touchdown, Tour, Tower Too, Trees, Trillium, Trolley, tX2, U-Free, Umami, Underscore, Uno, V.I.A., Verb, Verge, Verlay, Victor2, Visalia, Waldorf, Woodruff, Workspring, and X-tenz.
- ™ The following is a trademark of Microsoft Corporation, Redmond, WA: Windows.
- ™ The following is a trademark of Rodman Industries, Inc., Oconomowoc, WI: ResinCore1.
- ™ The following is a trademark of Ultrafabrics, LLC, Elmsford, NY: Ultraleather.

- ™ The following trademarks are under license from Wilkhahn Furniture products: Cana, Linus, Logon, Picto, Range, Stitz, Thema, Timetable, and Tubis.
- ™ The following trademark is used under license from Cradle to Cradle Products Innovation Institute, Oakland, CA: Cradle to Cradle Certified.
- ™ The following trademarks are under license from Walter Knoll: Andoo, Bob, Lazlo, Lox, Ribbon, and Together.
- ™ The following trademarks are under license from PP Møbler: Bar and Flag Halyard.
- ™ The following trademarks are under license from Viccarbe: Davos, Holy Day, Last Minute, RS, Sistema, and Wrapp.
- ™ The following trademarks are under license from Carl Hansen: Elbow, Paddle, Shell, Wing, and Wishbone.
- ™ The following trademarks are under license from Cambridge Sound Management, LLC, Cambridge, MA: QtPro Soundmasking, Qt Quiet Technology, and Sonet Qt.
- ™ The following is a trademark of Electri-Cable Assemblies, Shelton, CT: Interact.
- ™ The following is a trademark of Clestra Hauserman: IRYS.
- ™ The following is a trademark of Wiesner-Hager Möbel GmbH: Nooi.
- ™ The following are trademarks of PolyVision: a³, e³, Flow, Motif, PolyVision, Sans, and Serif.
- ™ The following is a trademark of Bostock Company, Inc: SnapCab.
- ™ The following is a trademark of Williams-Sonoma, Inc: West Elm.

Trademarks used here in are the property of Steelcase, Inc. or of their respective owners.